



SALARY SURVEY

STARTING SALARIES FOR CLASS OF 2014 NEW COLLEGE GRADUATES • DATA REPORTED BY COLLEGES AND UNIVERSITIES

4 | SALARIES BY MAJOR

15 | SALARIES BY REGION

44 | SALARIES BY CARNEGIE CLASSIFICATION

Featuring:

- Actual Starting Salaries for Class of 2014 Bachelor's Degree Graduates
- Data by Major and by Carnegie Classification of Institution

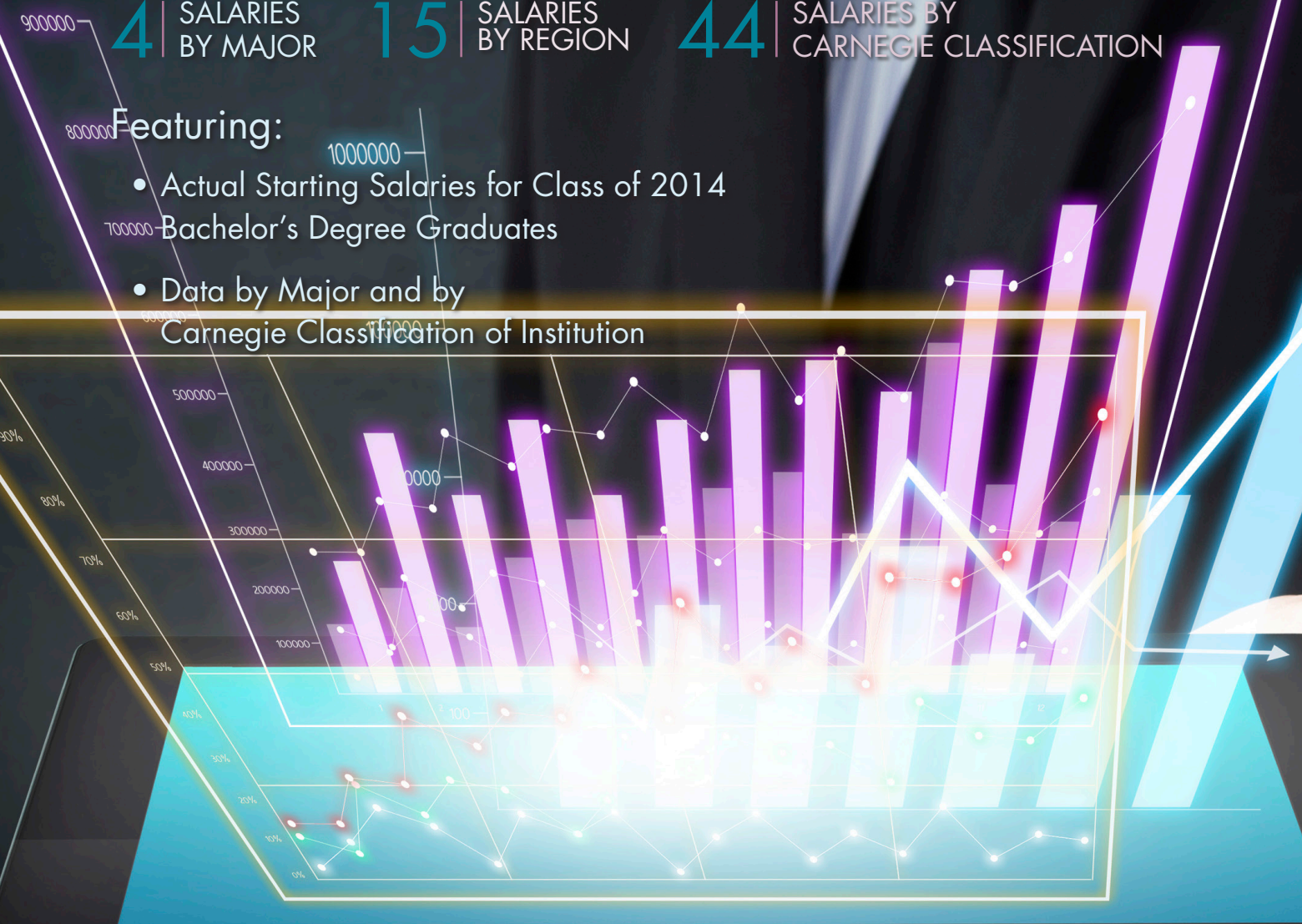


TABLE OF CONTENTS

About the Survey	1
How to Read Salary Survey	2
Executive Summary	3
Starting Salary by Academic Major Bachelor’s Degrees.....	4
Salary Ranges Computer Sciences Majors	
Salary Ranges Engineering Majors	
Salary Ranges Liberal Arts and Humanities Majors	
Salary Ranges Social Sciences Majors	
Salary Ranges Math and Sciences Majors	
Salary Ranges Business Majors	
Starting Salary by Region and Major Bachelor’s Degrees.....	15
Starting Salary by Carnegie Classification and Major Bachelor’s Degrees	44
Appendix.....	54

RESEARCH STAFF

Director of Research,
Public Policy, and
Legislative Affairs:
Edwin W. Koc

Research Manager:
Andrea J. Koncz

Research Associate:
Kenneth C. Tsang

Research Assistant:
Anna Longenberger

Copyright 2015 by the National Association of Colleges and Employers. No part of this publication may be used, adapted, or reproduced in any manner without written permission.

ABOUT THE SURVEY

The Spring 2015 *Salary Survey* report provides actual starting salaries (not projections) for the college Class of 2014. The figures reported are for base salaries only and do not include bonuses, commissions, fringe benefits, or overtime rates. The report provides the detailed salaries by academic major at the bachelor’s degree level only, along with breakouts by both geographic region and Carnegie Classification of the participating institutions.

The data were reported to NACE through its national *First-Destination Survey* by more than 140 colleges and universities nationwide and represent data for more than 45,000 bachelor’s degree graduates. Data were gathered from Class of 2014 graduates through December 30, 2014, and reported to NACE through March 15, 2015. The Spring 2015 *Salary Survey* represents the final salary report for the Class of 2014. Note: While more than 140 colleges and universities provided salary data through the *Class of 2014 First-Destination Survey*, just 96 schools provided salary data by specific program or major. A list of these institutions can be found in the Appendix.

Salary Survey (ISSN 1520-8648) is available to individuals holding membership in the National Association of Colleges and Employers; it is also available on a subscription basis. The *Salary Survey* report is published three times a year—Winter (projections for the current class), Spring (final actual salaries for the preceding year’s class), and Fall (preliminary actual data for the class that just graduated)—by the National Association of Colleges and Employers, 62 Highland Ave., Bethlehem, PA 18017-9085. For more information, see www.nacweb.org/salary-resources/index.aspx or contact NACE at 610.868.1421.

HOW TO READ SALARY SURVEY

PG. 4..... STARTING SALARY BY ACADEMIC MAJOR

In this section, you will find the average starting salary according to the major field of study. Only majors with five or more reported salaries are shown. Refer to this section when you want to know the starting salary for a graduate holding a bachelor's degree in a specific discipline, such as accounting or computer science.

PG. 15..... STARTING SALARY BY REGION AND MAJOR

In this section, you will find the average starting salary according to the major field of study, within seven geographic regions (Northeast, Mid-East, Great Lakes, Plains, Southeast, Southwest, and Rocky Mountain/Far West). The regional data are based upon the location of the participating institutions that supplied information. Only majors with three or more reported salaries are shown. Refer to this section when you want to know the starting salary for a graduate holding a bachelor's degree in a specific discipline in a regional location, such as mechanical engineering majors hired in the Southwest.

PG. 44..... STARTING SALARY BY CARNEGIE CLASSIFICATION AND MAJOR

This section shows data according to the broad categories of majors, (e.g. business, engineering), within the nine Carnegie Classifications. Note: The **Carnegie Classification** of Institutions of Higher Education is a framework for classifying colleges and universities in the United States. The framework primarily serves educational and research purposes, where it is often important to identify groups of roughly comparable institutions. Only broad categories where three or more reported salaries are shown. Refer to this section when you want to know the starting salary for a graduate holding a bachelor's degree in a field of study at a particular type of institution, such as engineering graduates hired at Doctoral/Research Universities.

EXECUTIVE SUMMARY

The final overall average salary for bachelor's degree graduates of the Class of 2014 is \$48,127. This final figure is based upon results of the NACE *Class of 2014 First-Destination Survey* where more than 140 colleges and universities nationwide provided overall salary data for more than 45,000 bachelor's degree graduates.

From the 96 schools that provided salary data by specific program or major, this report contains average salaries at the bachelor's degree level for slightly more than 150 majors. Figure 1 shows the categories represented.

Among Class of 2014 graduates, those earning degrees in engineering received the highest average starting salary—\$64,891. Within the specific areas of study in engineering, petroleum engineering graduates outdid their peers, with an average starting salary of \$86,255.

Class of 2014 graduates in the computer sciences field also earned high average starting salaries. Their overall average is \$62,194. Of the five reported computer-related disciplines, specific "computer science" majors topped the list, with an average starting salary of \$66,801.

Historically, business majors have been among those earning highest, typically holding the third highest average salary. However, this issue of *Salary Survey* contains a wider range of fields than was the case historically, and business majors are now fifth on the list of top-paid majors with an average salary of \$49,807. This does not signal decreased demand—in fact, nearly 70 percent of NACE employer members responding to the *Job Outlook 2015 Spring Update* survey reported plans to hire business graduates. Rather, this reflects the greater number of fields reported. Among the business fields reported, finance majors earned top pay; their average salary is \$54,086.

Typically, graduates who major in "academic" disciplines, such as liberal arts and humanities and social sciences, may earn slightly lower average starting salaries than those who major in "career-oriented" majors, e.g., engineering, computer science, and business. Having a significant amount of salary data on these majors allows us to see more clearly where these fields stand in terms of starting salaries.

For the broad category of liberal arts/general studies, graduates averaged salaries in the amount of \$41,605. In terms of more specific fields, English majors from the Class of 2014 earned starting salaries that averaged \$33,574. Graduates earning history degrees averaged starting salaries of \$37,557, and foreign language majors received \$33,705.

Almost 1,000 salary data points were provided for visual and performing arts graduates, which produced an overall average starting salary of \$36,222. Of the eight reported individual majors in this field, design and applied arts, consisting largely of graphic design majors, received the highest starting salary—\$44,231.

Smaller starting salaries were reported for graduates in the fields of public administration and social service, psychology, and parks/recreation/leisure and fitness studies. All three groups averaged starting salaries that hovered around \$33,000.

The lowest-paid field reported in this issue is for graduates majoring in theology and religious vocations. Their average starting salaries fell just below \$30,000 (\$29,100). However, this group of graduates is also has the lowest number of reported salaries; their overall average was calculated on just 20 reported salaries.

The next issue of *Salary Survey* to be published in fall 2015 will provide actual salaries for Class of 2015 graduates, based on early results from the *Class of 2015 First-Destination Survey*.

Hiring and salary projections for the Class of 2016 will be gathered this summer through the *Job Outlook Survey*. Hiring projections will be reported in November, while the salary data will be published through the Winter 2016 *Salary Survey*.

STARTING SALARIES BY ACADEMIC MAJOR



FIGURE 1 | AVERAGE SALARIES BY DISCIPLINE | BACHELOR'S DEGREES

Broad Category	# of Salaries	Mean	25th Percentile	Median	75th Percentile
AGRICULTURE	409	\$37,804	\$32,642	\$37,339	\$41,536
NATURAL RESOURCES	137	\$34,925	\$30,454	\$34,296	\$39,318
ARCHITECTURE and RELATED SERVICES	102	\$40,523	\$40,000	\$40,095	\$43,677
AREA, ETHNIC, CULTURAL, GENDER and GROUP STUDIES	75	\$34,436	\$28,333	\$36,000	\$37,074
COMMUNICATION, JOURNALISM, and RELATED PROGRAMS	1,284	\$36,005	\$31,990	\$36,242	\$40,595
COMPUTER and INFORMATION SCIENCES and SUPPORT SERVICES	994	\$62,194	\$54,000	\$62,215	\$69,667
EDUCATION	976	\$34,498	\$32,222	\$34,160	\$35,250
ENGINEERING	5,631	\$64,891	\$59,038	\$64,367	\$69,140
ENGINEERING TECHNOLOGIES	407	\$57,090	\$52,580	\$56,527	\$60,000
FOREIGN LANGUAGES, LITERATURES, and LINGUISTICS	137	\$33,705	\$29,000	\$33,750	\$38,506
FAMILY and CONSUMER SCIENCES/ HUMAN SCIENCES	255	\$33,608	\$30,000	\$35,042	\$37,304
ENGLISH LANGUAGE and LITERATURE/ LETTERS	345	\$33,574	\$30,192	\$35,000	\$37,679
LIBERAL ARTS and SCIENCES, GENERAL STUDIES and HUMANITIES	1,771	\$41,605	\$36,279	\$36,806	\$50,872
BIOLOGICAL and BIOMEDICAL SCIENCES	537	\$33,248	\$28,714	\$32,768	\$36,777
MATHEMATICS and STATISTICS	371	\$52,821	\$42,995	\$45,000	\$61,063
MULTI/INTERDISCIPLINARY STUDIES	534	\$39,706	\$33,100	\$37,363	\$45,346
PARKS, RECREATION, LEISURE, and FITNESS STUDIES	240	\$32,816	\$29,000	\$33,276	\$37,338
PHILOSOPHY and RELIGIOUS STUDIES	74	\$36,137	\$30,000	\$34,062	\$46,774
THEOLOGY and RELIGIOUS VOCATIONS	20	\$29,100	\$23,600	\$29,250	\$31,500
PHYSICAL SCIENCES	330	\$56,720	\$43,000	\$57,599	\$76,608
PSYCHOLOGY	773	\$33,210	\$28,936	\$32,418	\$37,259
HOMELAND SECURITY, LAW ENFORCEMENT, FIREFIGHTING and RELATED PROTECTIVE SERVICES	347	\$45,470	\$38,683	\$46,271	\$50,406
PUBLIC ADMINISTRATION and SOCIAL SERVICE PROFESSIONS	153	\$33,319	\$29,847	\$32,637	\$37,000
SOCIAL SCIENCES	1,276	\$41,917	\$35,929	\$41,774	\$46,534
TRANSPORTATION and MATERIALS MOVING	44	\$36,474	\$33,418	\$34,220	\$40,695
VISUAL and PERFORMING ARTS	927	\$36,222	\$31,429	\$35,755	\$39,989
HEALTH PROFESSIONS and RELATED PROGRAMS	1,415	\$47,635	\$38,440	\$46,172	\$56,876
BUSINESS, MANAGEMENT, MARKETING, and RELATED SUPPORT SERVICES	8,007	\$49,807	\$43,069	\$49,035	\$54,630
HISTORY	196	\$37,557	\$29,750	\$38,200	\$43,981

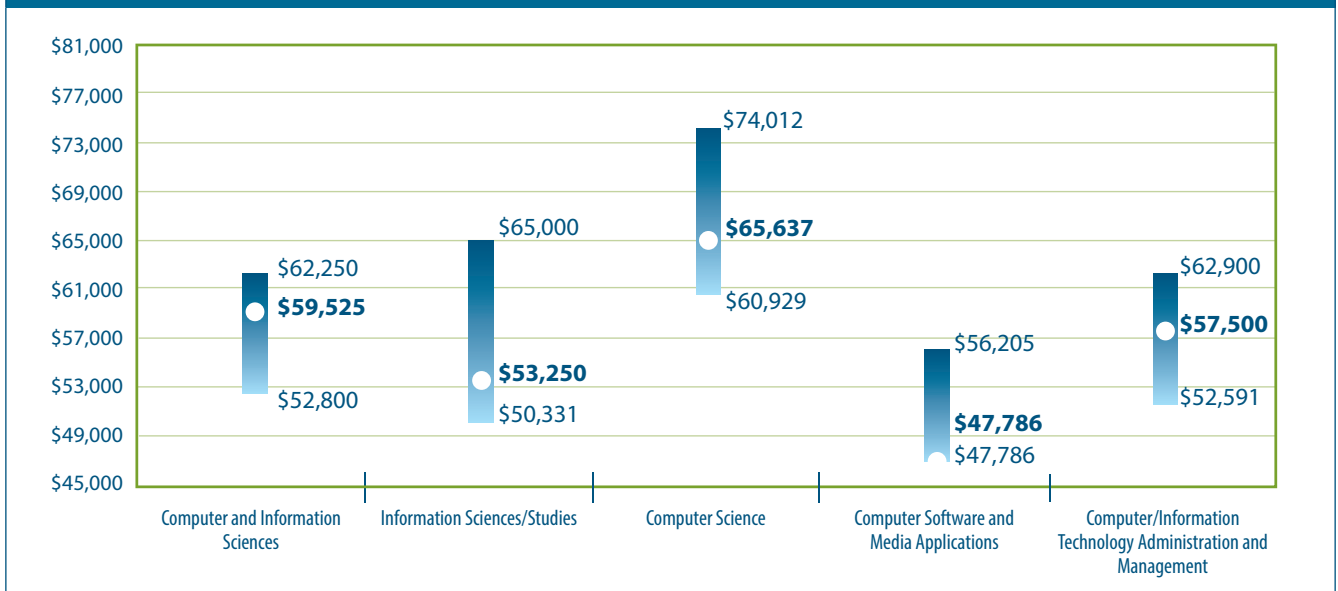
BACHELOR'S DEGREES | STARTING SALARY BY ACADEMIC MAJOR

Academic Major	# of Salaries	Mean	25th Percentile	Median	75th Percentile
AGRICULTURE	409	\$37,804	\$32,642	\$37,339	\$41,536
Agricultural Business and Management	93	\$42,655	\$37,457	\$41,536	\$44,949
Animal Science	70	\$34,305	\$31,750	\$37,175	\$37,500
Food Science	52	\$46,513	\$45,560	\$46,000	\$46,000
Plant Science	8	\$24,938	\$14,750	\$29,000	\$34,000
Soil Science	5	\$46,500	\$45,125	\$45,125	\$45,125
NATURAL RESOURCES	137	\$34,925	\$30,454	\$34,296	\$39,318
Natural Resources Conservation and Research	109	\$34,763	\$30,454	\$34,296	\$39,318
Natural Resources Management	17	\$35,755	\$31,520	\$31,520	\$43,197
Forestry	7	\$34,325	\$35,713	\$35,713	\$35,713
Wildlife and Wildlands Science and Management	9	\$30,000	\$30,000	\$30,000	\$30,000
ARCHITECTURE and RELATED SERVICES	102	\$40,523	\$40,000	\$40,095	\$43,677
Architecture	69	\$40,829	\$40,000	\$40,095	\$41,666
City/Urban, Community and Regional Planning	12	\$37,667	\$30,333	\$35,167	\$46,000
Environmental Design	5	\$33,127	\$32,920	\$32,920	\$32,920
Landscape Architecture	16	\$43,656	\$41,875	\$44,850	\$44,850
AREA, ETHNIC, CULTURAL, GENDER and GROUP STUDIES	75	\$34,436	\$28,333	\$36,000	\$37,074
Area Studies	61	\$34,115	\$28,333	\$33,250	\$37,074
Gender/Women's Studies	14	\$35,834	\$31,813	\$38,333	\$40,000
COMMUNICATION, JOURNALISM, and RELATED PROGRAMS	1,284	\$36,005	\$31,990	\$36,242	\$40,595
Communication and Media Studies	578	\$36,156	\$33,022	\$37,580	\$40,784
Journalism	182	\$32,454	\$31,233	\$31,979	\$31,979
Public Relations, Advertising, and Applied Communication	223	\$37,557	\$34,895	\$35,667	\$40,655
COMPUTER and INFORMATION SCIENCES and SUPPORT SERVICES	994	\$62,194	\$54,000	\$62,215	\$69,667
Computer and Information Sciences	298	\$59,881	\$52,800	\$59,525	\$62,250
Information Science/Studies	122	\$55,717	\$50,331	\$53,250	\$65,000
Computer Science	499	\$66,801	\$60,929	\$65,637	\$74,012
Computer Software and Media Applications	46	\$48,659	\$47,786	\$47,786	\$56,205
Computer/Information Technology Administration and Management	25	\$57,940	\$52,591	\$57,500	\$62,900

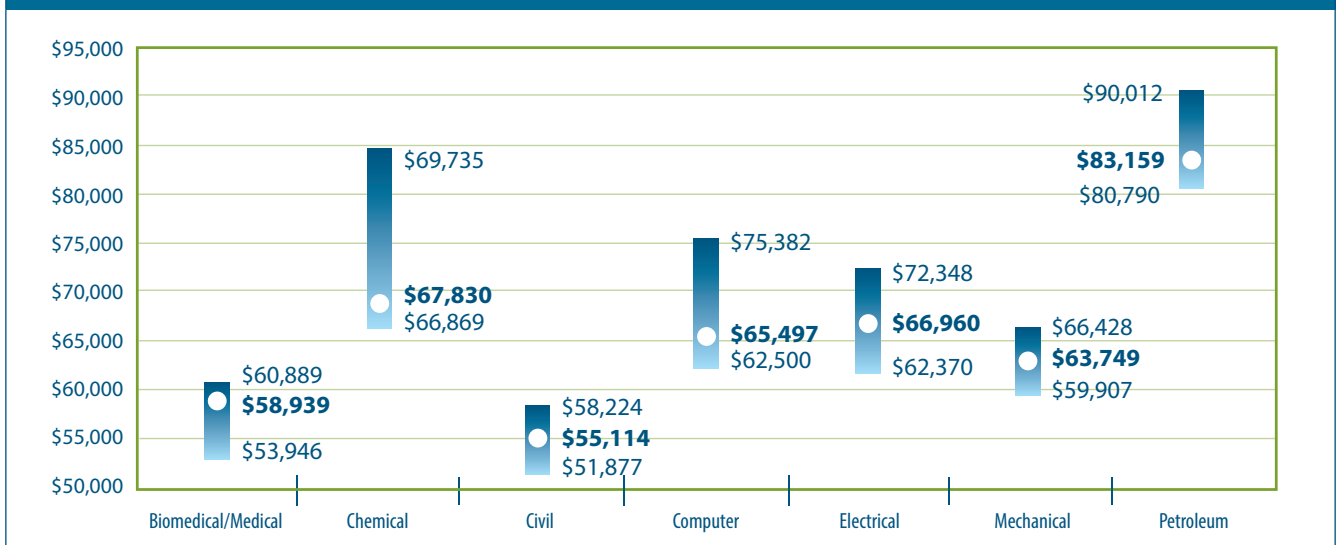
BACHELOR'S DEGREES | STARTING SALARY BY ACADEMIC MAJOR

Academic Major	# of Salaries	Mean	25th Percentile	Median	75th Percentile
EDUCATION	976	\$34,498	\$32,222	\$34,160	\$35,250
Education Administration and Supervision	7	\$37,600	\$37,600	\$37,600	\$37,600
Special Education and Teaching	59	\$32,669	\$31,879	\$33,925	\$36,000
Teacher Education and Professional Development, Specific Levels and Methods	476	\$33,899	\$32,778	\$33,747	\$34,592
Teacher Education And Professional Development, Specific Subject Areas	217	\$36,345	\$31,866	\$34,231	\$39,153

COMPUTER SCIENCES MAJORS | SALARY RANGES



ENGINEERING MAJORS | SALARY RANGES



BACHELOR'S DEGREES | STARTING SALARY BY ACADEMIC MAJOR

Academic Major	# of Salaries	Mean	25th Percentile	Median	75th Percentile
ENGINEERING	5,631	\$64,891	\$59,038	\$64,367	\$69,140
Aerospace, Aeronautical and Astronautical Engineering	143	\$63,429	\$60,357	\$63,001	\$69,612
Agricultural Engineering	10	\$52,950	\$52,950	\$52,950	\$52,950
Architectural Engineering	51	\$55,026	\$54,075	\$54,075	\$58,476
Biomedical/Medical Engineering	153	\$57,319	\$53,946	\$58,939	\$60,889
Ceramic Sciences and Engineering	9	\$59,922	\$59,922	\$59,922	\$59,922
Chemical Engineering	494	\$68,061	\$66,869	\$67,830	\$69,735
Civil Engineering	444	\$54,656	\$51,877	\$55,114	\$58,224
Computer Engineering	290	\$68,053	\$62,500	\$65,497	\$75,382
Electrical, Electronics and Communications Engineering	762	\$68,778	\$62,370	\$66,960	\$72,348
Engineering Physics	19	\$64,926	\$66,000	\$66,000	\$66,000
Engineering Science	5	\$60,584	\$64,480	\$64,480	\$64,480
Environmental/Environmental Health Engineering	66	\$56,469	\$55,733	\$56,000	\$58,152
Materials Engineering	57	\$62,251	\$58,950	\$63,115	\$69,025
Mechanical Engineering	1,385	\$63,555	\$59,907	\$63,749	\$66,428
Metallurgical Engineering	40	\$63,605	\$63,614	\$63,614	\$63,829
Mining and Mineral Engineering	40	\$68,153	\$65,783	\$67,740	\$69,719
Nuclear Engineering	16	\$60,164	\$57,048	\$60,164	\$63,280
Ocean Engineering	10	\$54,952	\$54,952	\$54,952	\$54,952
Petroleum Engineering	284	\$86,255	\$80,790	\$83,159	\$90,012
Systems Engineering	14	\$59,278	\$51,125	\$62,266	\$62,266
Polymer/Plastics Engineering	16	\$56,127	\$55,669	\$55,669	\$56,585
Construction Engineering	37	\$51,169	\$51,179	\$51,179	\$51,179
Industrial Engineering	121	\$61,041	\$60,933	\$60,933	\$62,117
Geological/Geophysical Engineering	17	\$60,335	\$53,136	\$53,136	\$68,433
Mechatronics, Robotics, and Automation Engineering	23	\$66,237	\$66,237	\$66,237	\$66,237
Biological/Biosystems Engineering	39	\$52,267	\$46,000	\$55,690	\$60,077
ENGINEERING TECHNOLOGIES	407	\$57,090	\$52,580	\$56,527	\$60,000
Civil Engineering Technologies/Technicians	26	\$48,365	\$48,365	\$48,365	\$48,365
Electrical Engineering Technologies/Technicians	15	\$57,948	\$50,875	\$60,520	\$60,520
Environmental Control Technologies/Technicians	37	\$78,382	\$78,382	\$78,382	\$78,382


BACHELOR'S DEGREES | STARTING SALARY BY ACADEMIC MAJOR

Academic Major	# of Salaries	Mean	25th Percentile	Median	75th Percentile
ENGINEERING TECHNOLOGIES (continued)					
Industrial Production Technologies/Technicians	40	\$58,768	\$55,404	\$56,527	\$60,000
Mechanical Engineering Related Technologies/Technicians	133	\$57,943	\$56,001	\$57,891	\$58,000
Construction Engineering Technologies	31	\$52,993	\$52,993	\$52,993	\$52,993
Computer Engineering Technologies/Technicians	25	\$59,320	\$54,800	\$62,233	\$64,000
Engineering-Related Fields	27	\$54,146	\$47,333	\$57,147	\$57,147
FOREIGN LANGUAGES, LITERATURES, and LINGUISTICS	137	\$33,705	\$29,000	\$33,750	\$38,506
Linguistic, Comparative, and Related Language Studies and Services	44	\$31,959	\$31,153	\$31,153	\$35,250
East Asian Languages, Literatures, and Linguistics	5	\$28,920	\$25,833	\$25,833	\$33,550
Romance Languages, Literatures, and Linguistics	76	\$34,410	\$29,000	\$37,333	\$38,506
Classics and Classical Languages, Literatures, and Linguistics	9	\$40,667	\$35,000	\$41,750	\$43,667
FAMILY and CONSUMER SCIENCES/ HUMAN SCIENCES	255	\$33,608	\$30,000	\$35,042	\$37,304
Family and Consumer Sciences/Human Sciences	86	\$34,541	\$30,000	\$35,042	\$35,042
Foods, Nutrition, and Related Services	34	\$36,055	\$37,804	\$37,804	\$37,804
Human Development, Family Studies, and Related Services	106	\$31,196	\$28,648	\$29,822	\$36,080
Apparel and Textiles	28	\$36,425	\$34,143	\$34,698	\$39,703
ENGLISH LANGUAGE and LITERATURE/ LETTERS	345	\$33,574	\$30,192	\$35,000	\$37,679
English Language and Literature	317	\$33,236	\$30,192	\$35,000	\$37,679
Rhetoric and Composition/Writing Studies	27	\$37,123	\$30,000	\$30,900	\$44,000
LIBERAL ARTS and SCIENCES, GENERAL STUDIES and HUMANITIES	1,771	\$41,605	\$36,279	\$36,806	\$50,872
Liberal Arts and Sciences, General Studies and Humanities	149	\$49,020	\$47,286	\$53,864	\$53,864
BIOLOGICAL and BIOMEDICAL SCIENCES	537	\$33,248	\$28,714	\$32,768	\$36,777
Biology	371	\$32,738	\$28,438	\$32,450	\$36,777
Biochemistry, Biophysics and Molecular Biology	81	\$34,024	\$32,845	\$32,845	\$36,000
Microbiological Sciences and Immunology	5	\$39,088	\$40,000	\$41,147	\$41,147
Zoology/Animal Biology	8	\$36,145	\$29,693	\$31,270	\$31,270

BACHELOR'S DEGREES | STARTING SALARY BY ACADEMIC MAJOR

Academic Major	# of Salaries	Mean	25th Percentile	Median	75th Percentile
BIOLOGICAL and BIOMEDICAL SCIENCES (continued)					
Genetics	6	\$33,733	\$33,733	\$33,733	\$33,733
Physiology, Pathology and Related Sciences	7	\$29,300	\$29,767	\$29,767	\$31,933
Ecology, Evolution, Systematics, and Population Biology	29	\$29,948	\$27,667	\$28,714	\$29,922
Neurobiology and Neurosciences	21	\$38,790	\$39,000	\$39,750	\$43,714
MATHEMATICS and STATISTICS	371	\$52,821	\$42,995	\$45,000	\$61,063
Mathematics	346	\$53,604	\$44,017	\$45,250	\$61,063
Applied Mathematics	9	\$41,055	\$38,333	\$38,333	\$40,750
Statistics	16	\$42,500	\$36,333	\$41,333	\$48,500
MULTI/INTERDISCIPLINARY STUDIES	534	\$39,706	\$33,100	\$37,363	\$45,346
Multi/Interdisciplinary Studies	329	\$39,485	\$37,363	\$37,363	\$45,346
Biopsychology	11	\$30,581	\$29,285	\$29,285	\$32,800
Science, Technology, and Society	5	\$32,000	\$32,000	\$32,000	\$32,000
Natural Sciences	49	\$50,915	\$54,859	\$54,859	\$54,859
Nutrition Sciences	14	\$33,258	\$24,232	\$33,074	\$35,515
International/Global Studies	80	\$36,073	\$30,606	\$34,523	\$36,866
Cognitive Science	15	\$57,609	\$60,083	\$60,083	\$60,083
Marine Sciences	5	\$23,500	\$23,500	\$23,500	\$23,500
Sustainability Studies	20	\$34,935	\$31,667	\$31,667	\$37,234

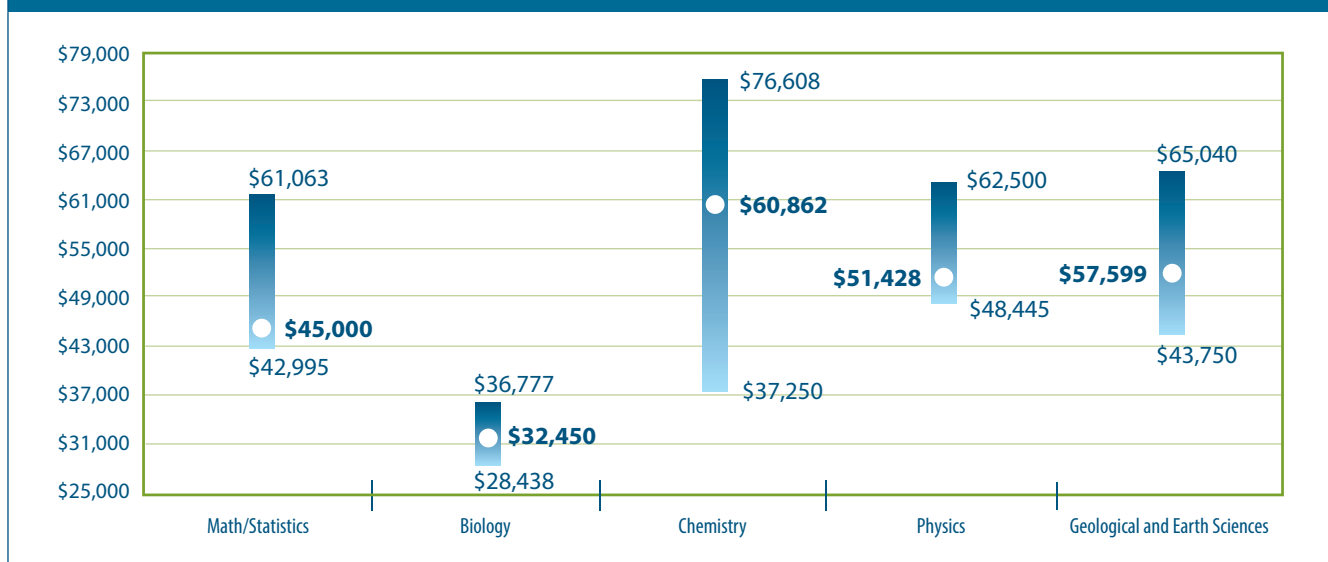
LIBERAL ARTS and HUMANITIES MAJORS | SALARY RANGES



BACHELOR'S DEGREES | STARTING SALARY BY ACADEMIC MAJOR

Academic Major	# of Salaries	Mean	25th Percentile	Median	75th Percentile
PARKS, RECREATION, LEISURE, and FITNESS STUDIES	240	\$32,816	\$29,000	\$33,276	\$37,338
Parks, Recreation and Leisure Facilities Management	17	\$30,582	\$31,993	\$31,993	\$31,993
Health and Physical Education/Fitness	208	\$32,624	\$29,000	\$33,276	\$37,338
PHILOSOPHY and RELIGIOUS STUDIES	74	\$36,137	\$30,000	\$34,062	\$46,774
Philosophy	60	\$37,236	\$31,600	\$34,531	\$46,774
Religion/Religious Studies	14	\$31,429	\$21,000	\$25,000	\$40,000
THEOLOGY and RELIGIOUS VOCATIONS	20	\$29,100	\$23,600	\$29,250	\$31,500
Theological and Ministerial Studies	6	\$35,000	\$31,000	\$31,500	\$35,000
PHYSICAL SCIENCES	330	\$56,720	\$43,000	\$57,599	\$76,608
Chemistry	196	\$57,900	\$37,250	\$60,862	\$76,608
Geological and Earth Sciences/Geosciences	72	\$55,534	\$43,750	\$57,599	\$65,040
Physics	57	\$55,710	\$48,445	\$51,428	\$62,500
PSYCHOLOGY	773	\$33,210	\$28,936	\$32,418	\$37,259
Psychology	763	\$33,192	\$28,936	\$32,418	\$37,259
Clinical, Counseling and Applied Psychology	9	\$34,589	\$31,750	\$31,750	\$39,117
HOMELAND SECURITY, LAW ENFORCEMENT, FIREFIGHTING and RELATED PROTECTIVE SERVICES	347	\$45,470	\$38,683	\$46,271	\$50,406
Criminal Justice and Corrections	315	\$43,650	\$38,683	\$46,167	\$46,271

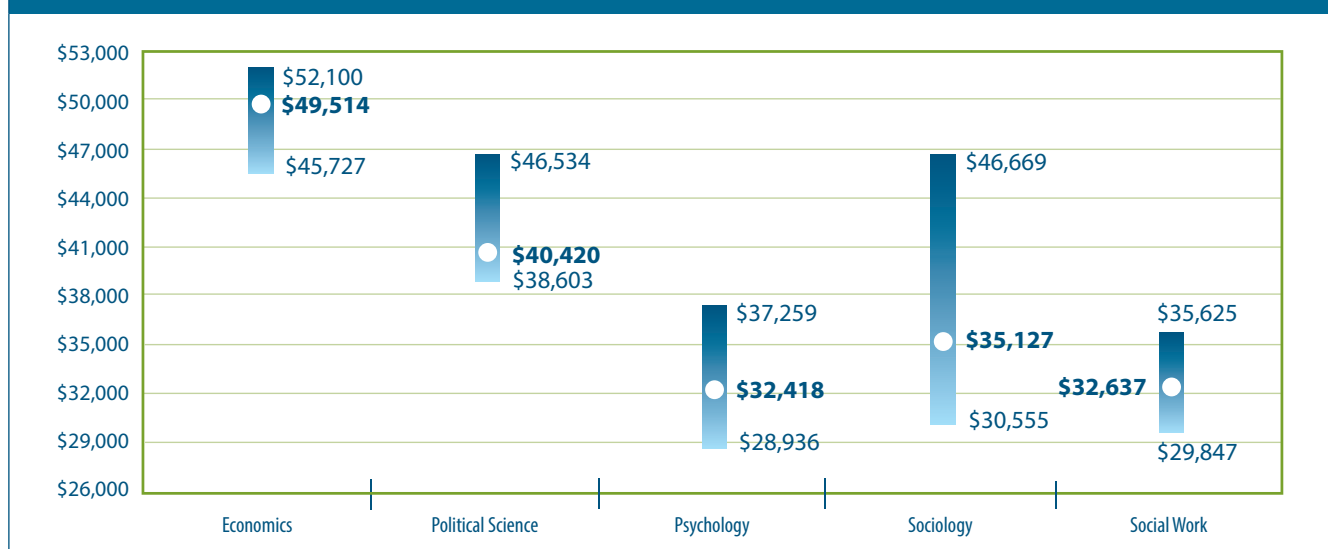
MATH and SCIENCES MAJORS | SALARY RANGES



BACHELOR'S DEGREES | STARTING SALARY BY ACADEMIC MAJOR

Academic Major	# of Salaries	Mean	25th Percentile	Median	75th Percentile
PUBLIC ADMINISTRATION and SOCIAL SERVICE PROFESSIONS	153	\$33,319	\$29,847	\$32,637	\$37,000
Human Services	12	\$34,500	\$27,200	\$32,500	\$42,600
Public Policy Analysis	10	\$40,430	\$29,375	\$47,800	\$47,800
Social Work	130	\$32,657	\$29,847	\$32,637	\$35,625
SOCIAL SCIENCES	1,276	\$41,917	\$35,929	\$41,774	\$46,534
Anthropology	77	\$36,873	\$32,775	\$34,271	\$41,666
Criminology	11	\$29,954	\$29,954	\$29,954	\$29,954
Economics	203	\$49,022	\$45,727	\$49,514	\$52,100
Geography and Cartography	23	\$38,708	\$29,730	\$44,657	\$45,000
International Relations and National Security Studies	180	\$41,804	\$37,369	\$43,388	\$43,388
Political Science and Government	479	\$42,008	\$38,603	\$40,420	\$46,534
Sociology	261	\$37,074	\$30,555	\$35,127	\$46,669
Urban Studies/Affairs	8	\$37,217	\$28,080	\$39,500	\$44,833
TRANSPORTATION and MATERIALS MOVING	44	\$36,474	\$33,418	\$34,220	\$40,695
Air Transportation	44	\$36,474	\$33,418	\$34,220	\$40,695
VISUAL and PERFORMING ARTS	927	\$36,222	\$31,429	\$35,755	\$39,989
Visual and Performing Arts	29	\$32,183	\$28,500	\$30,833	\$36,000
Dance	20	\$28,323	\$12,143	\$24,625	\$44,709
Design and Applied Arts	210	\$44,231	\$34,125	\$44,263	\$51,666

SOCIAL SCIENCE MAJORS | SALARY RANGES



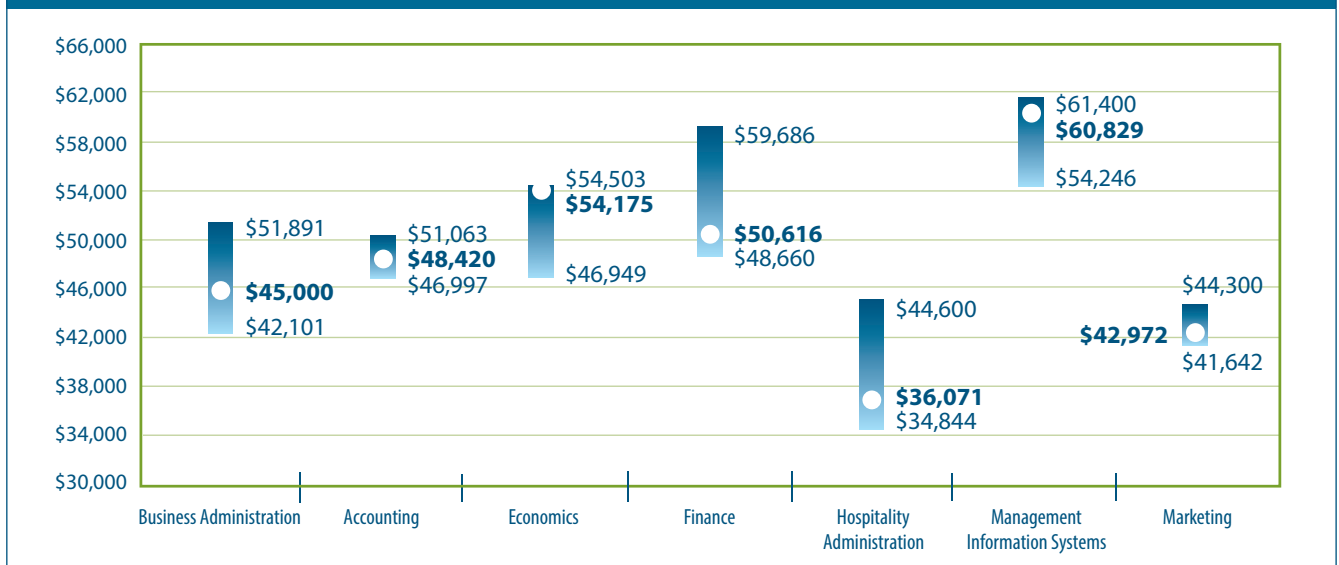
BACHELOR'S DEGREES | STARTING SALARY BY ACADEMIC MAJOR

Academic Major	# of Salaries	Mean	25th Percentile	Median	75th Percentile
VISUAL and PERFORMING ARTS continued					
Drama/Theatre Arts and Stagecraft	50	\$26,558	\$18,000	\$21,700	\$37,500
Film/Video and Photographic Arts	162	\$36,777	\$31,984	\$38,878	\$39,989
Fine and Studio Arts	224	\$34,813	\$31,100	\$37,311	\$37,311
Music	99	\$32,987	\$30,126	\$30,126	\$35,400
Arts, Entertainment, and Media Management	27	\$34,815	\$28,000	\$31,429	\$40,333
HEALTH PROFESSIONS and RELATED PROGRAMS	1,415	\$47,635	\$38,440	\$46,172	\$56,876
Communication Disorders Sciences and Services	60	\$28,798	\$25,629	\$25,629	\$29,722
Dental Support Services and Allied Professions	5	\$40,300	\$35,833	\$35,833	\$47,000
Health and Medical Administrative Services	33	\$37,246	\$27,026	\$27,026	\$39,100
Allied Health and Medical Assisting Services	49	\$66,069	\$68,766	\$68,766	\$68,766
Allied Health Diagnostic, Intervention, and Treatment Professions	53	\$49,671	\$36,895	\$60,000	\$66,822
Mental and Social Health Services and Allied Professions	9	\$43,800	\$43,750	\$43,750	\$47,000
Pharmacy, Pharmaceutical Sciences, and Administration	8	\$43,275	\$45,600	\$45,600	\$45,600
Public Health	84	\$34,060	\$31,563	\$33,041	\$35,745
Rehabilitation and Therapeutic Professions	20	\$27,876	\$30,330	\$30,330	\$30,330
Medical Illustration and Informatics	5	\$47,900	\$53,167	\$53,167	\$53,167
Dietetics and Clinical Nutrition Services	12	\$28,280	\$23,590	\$26,400	\$32,034
Registered Nursing	1,005	\$50,879	\$44,714	\$48,100	\$59,667
BUSINESS, MANAGEMENT, MARKETING, and RELATED SUPPORT SERVICES	8,007	\$49,807	\$43,069	\$49,035	\$54,630
Business Administration, Management and Operations	1,853	\$46,830	\$42,101	\$45,000	\$51,891
Accounting and Related Services	1,197	\$49,420	\$46,997	\$48,420	\$51,063
Business/Managerial Economics	470	\$51,882	\$46,949	\$54,175	\$54,503
Entrepreneurial and Small Business Operations	81	\$66,422	\$45,192	\$63,657	\$98,384
Finance and Financial Management Services	1,067	\$54,086	\$48,660	\$50,616	\$59,686
Hospitality Administration/Management	169	\$38,569	\$34,844	\$36,071	\$44,600
Human Resources Management and Services	98	\$41,699	\$38,978	\$42,280	\$42,821
International Business	100	\$46,340	\$38,092	\$45,500	\$51,338

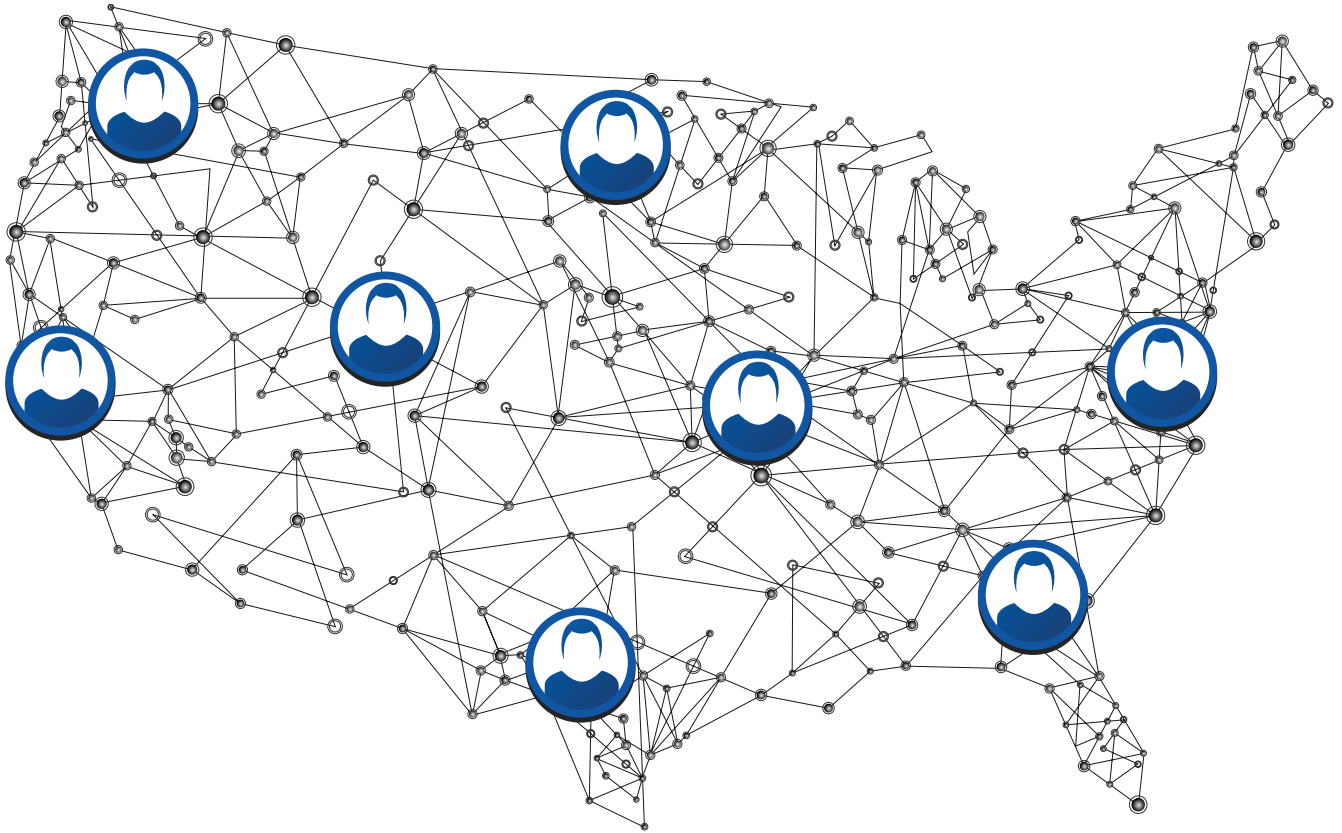
BACHELOR'S DEGREES | STARTING SALARY BY ACADEMIC MAJOR

Academic Major	# of Salaries	Mean	25th Percentile	Median	75th Percentile
Management Information Systems and Services	311	\$56,470	\$54,246	\$60,829	\$61,400
Management Sciences and Quantitative Methods (Actuarial Science)	93	\$59,041	\$56,350	\$59,000	\$62,292
Marketing	864	\$43,123	\$41,642	\$42,972	\$44,300
Real Estate	7	\$45,949	\$40,000	\$40,000	\$61,667
Insurance	7	\$45,817	\$45,817	\$45,817	\$45,817
Specialized Sales, Merchandising and Marketing Operations	24	\$35,723	\$36,454	\$36,454	\$36,454
Construction Management	175	\$54,263	\$53,563	\$54,717	\$55,459
HISTORY	196	\$37,557	\$29,750	\$38,200	\$43,981

BUSINESS MAJORS | SALARY RANGES



STARTING SALARIES BY REGION AND MAJOR



AVERAGE SALARIES BY REGION | BACHELOR'S DEGREES

Region	# of Salaries	25th Percentile	Median	Mean	75th Percentile
New England	3,205	\$45,000	\$47,000	\$50,549	\$62,026
Mid-Atlantic	10,428	\$45,000	\$51,898	\$50,505	\$57,000
Southeast	9,235	\$42,500	\$48,000	\$46,616	\$53,000
Great Lakes	7,432	\$42,500	\$50,060	\$49,055	\$52,000
Plains	3,927	\$38,740	\$42,500	\$46,903	\$54,000
Southwest	5,782	\$44,000	\$45,478	\$43,817	\$45,478
Far West/Rocky Mountain	5,361	\$40,000	\$43,171	\$48,940	\$45,332

BACHELOR'S DEGREES | STARTING SALARY BY REGION AND MAJOR

Region/Academic Major	# of Salaries	Mean	25th Percentile	Median	75th Percentile
New England Region (CT,ME,MA,NH,RI,VT)					
NATURAL RESOURCES	8	\$32,712	\$32,339	\$32,339	\$32,500
Natural Resources Conservation and Research	8	\$32,712	\$32,339	\$32,339	\$32,500
AREA, ETHNIC, CULTURAL, GENDER and GROUP STUDIES	15	\$30,347	\$28,333	\$29,500	\$31,100
Area Studies	13	\$28,862	\$28,333	\$29,500	\$29,500
COMMUNICATION, JOURNALISM, and RELATED PROGRAMS	62	\$35,819	\$34,520	\$34,520	\$34,520
Communication and Media Studies	12	\$39,697	\$39,697	\$39,697	\$39,697
Public Relations, Advertising, and Applied Communication	3	\$40,667	\$35,000	\$43,500	\$43,500
COMPUTER and INFORMATION SCIENCES and SUPPORT SERVICES	109	\$69,183	\$62,215	\$62,215	\$82,766
Computer and Information Sciences	47	\$67,905	\$62,215	\$62,215	\$84,500
Computer Science	46	\$76,359	\$62,944	\$82,766	\$82,766
Computer Software and Media Applications	16	\$52,304	\$56,205	\$56,205	\$56,205
EDUCATION	40	\$34,218	\$26,211	\$38,429	\$38,429
Teacher Education and Professional Development, Specific Levels and Methods	14	\$25,751	\$26,211	\$26,211	\$26,211
ENGINEERING	660	\$66,941	\$59,217	\$65,382	\$69,025
Aerospace, Aeronautical and Astronautical Engineering	21	\$62,976	\$60,708	\$60,708	\$66,000
Biomedical/Medical Engineering	34	\$54,510	\$53,946	\$53,946	\$53,946
Chemical Engineering	61	\$65,303	\$64,214	\$64,214	\$68,404
Civil Engineering	50	\$55,232	\$54,553	\$55,242	\$55,242
Computer Engineering	4	\$81,250	\$77,500	\$85,000	\$85,000
Electrical, Electronics and Communications Engineering	146	\$82,551	\$66,960	\$92,346	\$92,346
Environmental/Environmental Health Engineering	13	\$56,348	\$58,152	\$58,152	\$58,152
Materials Engineering	20	\$69,025	\$69,025	\$69,025	\$69,025
Mechanical Engineering	137	\$63,187	\$59,217	\$59,217	\$69,257
Polymer/Plastics Engineering	4	\$57,500	\$57,500	\$57,500	\$57,500
Industrial Engineering	15	\$63,467	\$63,467	\$63,467	\$63,467
Mechatronics, Robotics, and Automation Engineering	23	\$66,237	\$66,237	\$66,237	\$66,237
Biological/Biosystems Engineering	11	\$46,000	\$46,000	\$46,000	\$46,000

BACHELOR'S DEGREES | STARTING SALARY BY REGION AND MAJOR

Region/Academic Major	# of Salaries	Mean	25th Percentile	Median	75th Percentile
FOREIGN LANGUAGES, LITERATURES, and LINGUISTICS	24	\$33,325	\$22,800	\$37,556	\$37,556
Romance Languages, Literatures, and Linguistics	17	\$32,712	\$21,000	\$37,556	\$37,556
Classics and Classical Languages, Literatures, and Linguistics	3	\$43,667	\$43,667	\$43,667	\$43,667
FAMILY and CONSUMER SCIENCES/ HUMAN SCIENCES	30	\$36,622	\$36,080	\$36,080	\$37,352
Foods, Nutrition, and Related Services	3	\$36,833	\$25,500	\$42,500	\$42,500
Human Development, Family Studies, and Related Services	27	\$36,598	\$36,080	\$36,080	\$37,352
ENGLISH LANGUAGE and LITERATURE/ LETTERS	21	\$34,150	\$25,839	\$30,467	\$30,900
English Language and Literature	11	\$27,650	\$25,839	\$30,467	\$30,467
Rhetoric and Composition/Writing Studies	10	\$41,300	\$30,900	\$30,900	\$72,000
LIBERAL ARTS and SCIENCES, GENERAL STUDIES	267	\$36,674	\$36,806	\$36,806	\$36,806
Liberal Arts and Sciences, General Studies and Humanities	3	\$25,067	\$22,000	\$22,000	\$31,200
BIOLOGICAL and BIOMEDICAL SCIENCES	75	\$39,600	\$36,008	\$36,458	\$39,656
Biology	59	\$39,919	\$36,008	\$36,458	\$40,018
Biochemistry, Biophysics and Molecular Biology	9	\$34,441	\$34,575	\$34,575	\$34,575
Physiology, Pathology and Related Sciences	3	\$31,933	\$31,933	\$31,933	\$31,933
Neurobiology and Neurosciences	3	\$39,000	\$39,000	\$39,000	\$39,000
MATHEMATICS and STATISTICS	141	\$59,702	\$44,017	\$44,017	\$93,917
Mathematics	141	\$59,702	\$44,017	\$44,017	\$93,917
MULTI/INTERDISCIPLINARY STUDIES	16	\$59,031	\$60,083	\$60,083	\$60,083
Cognitive Science	14	\$60,535	\$60,083	\$60,083	\$60,083
PARKS, RECREATION, LEISURE, and FITNESS STUDIES	3	\$32,000	\$32,000	\$32,000	\$32,000
Health and Physical Education/Fitness	3	\$32,000	\$32,000	\$32,000	\$32,000
PHILOSOPHY and RELIGIOUS STUDIES	6	\$39,333	\$35,200	\$35,200	\$35,200
Philosophy	5	\$35,200	\$35,200	\$35,200	\$35,200
PHYSICAL SCIENCES	18	\$61,293	\$45,000	\$65,000	\$79,600
Chemistry	5	\$45,656	\$34,640	\$34,640	\$55,000
Physics	12	\$69,167	\$56,000	\$75,333	\$79,600
PSYCHOLOGY	61	\$34,201	\$29,206	\$29,369	\$42,487
Psychology	60	\$34,188	\$29,206	\$29,369	\$42,487

BACHELOR'S DEGREES | STARTING SALARY BY REGION AND MAJOR

Region/Academic Major	# of Salaries	Mean	25th Percentile	Median	75th Percentile
HOMELAND SECURITY, LAW ENFORCEMENT, FIREFIGHTING and RELATED PROTECTIVE SERVICES	21	\$43,332	\$33,123	\$50,511	\$50,511
Criminal Justice and Corrections	21	\$43,332	\$33,123	\$50,511	\$50,511
PUBLIC ADMINISTRATION and SOCIAL SERVICE PROFESSIONS	5	\$25,056	\$25,056	\$25,056	\$25,056
Social Work	5	\$25,056	\$25,056	\$25,056	\$25,056
SOCIAL SCIENCES	138	\$43,700	\$37,369	\$39,748	\$55,661
Anthropology	3	\$48,000	\$48,000	\$48,000	\$48,000
Economics	43	\$53,337	\$51,556	\$55,661	\$55,661
International Relations and National Security Studies	44	\$37,193	\$37,369	\$37,369	\$37,369
Political Science and Government	32	\$42,786	\$39,748	\$39,748	\$39,748
Sociology	16	\$36,719	\$37,493	\$37,493	\$37,493
VISUAL and PERFORMING ARTS	74	\$41,380	\$35,000	\$42,833	\$44,263
Visual and Performing Arts	6	\$42,833	\$42,833	\$42,833	\$42,833
Design and Applied Arts	54	\$43,760	\$35,755	\$44,263	\$54,659
Fine and Studio Arts	5	\$33,200	\$30,500	\$35,000	\$35,000
Music	4	\$26,270	\$21,340	\$26,270	\$31,200
Arts, Entertainment, and Media Management	3	\$40,333	\$40,333	\$40,333	\$40,333
HEALTH PROFESSIONS and RELATED PROGRAMS	97	\$46,465	\$34,624	\$45,890	\$56,152
Mental and Social Health Services and Allied Professions	4	\$43,750	\$43,750	\$43,750	\$43,750
Public Health	3	\$37,333	\$37,333	\$37,333	\$37,333
Registered Nursing	58	\$53,498	\$45,890	\$56,152	\$56,152
BUSINESS, MANAGEMENT, MARKETING, and RELATED SUPPORT SERVICES	767	\$51,619	\$46,949	\$54,133	\$55,056
Business Administration, Management and Operations	88	\$50,948	\$43,629	\$43,629	\$60,231
Accounting and Related Services	73	\$48,757	\$50,799	\$50,799	\$50,799
Business/Managerial Economics	122	\$51,520	\$46,949	\$54,175	\$54,175
Finance and Financial Management Services	147	\$52,201	\$50,616	\$54,133	\$54,133
Hospitality Administration/Management	46	\$43,106	\$44,600	\$44,600	\$44,600
International Business	8	\$34,859	\$34,859	\$34,859	\$34,859
Management Information Systems and Services	3	\$60,667	\$60,667	\$60,667	\$60,667
Management Sciences and Quantitative Methods (Actuarial Science)	37	\$60,114	\$58,000	\$60,054	\$62,292
Marketing	49	\$45,734	\$38,592	\$49,035	\$49,035
HISTORY	4	\$33,000	\$29,667	\$36,333	\$36,333

BACHELOR'S DEGREES | STARTING SALARY BY REGION AND MAJOR

Region/Academic Major	# of Salaries	Mean	25th Percentile	Median	75th Percentile
Mid-Atlantic Region (DE,DC,MD,NJ,NY,PA)					
AGRICULTURE	46	\$43,630	\$46,000	\$46,000	\$46,000
Animal Science	4	\$31,750	\$31,750	\$31,750	\$31,750
Food Science	39	\$47,077	\$46,000	\$46,000	\$46,000
NATURAL RESOURCES	35	\$36,603	\$31,500	\$39,318	\$39,318
Natural Resources Conservation and Research	35	\$36,603	\$31,500	\$39,318	\$39,318
ARCHITECTURE and RELATED SERVICES	10	\$40,168	\$32,920	\$43,000	\$46,000
City/Urban, Community and Regional Planning	6	\$45,000	\$46,000	\$46,000	\$46,000
Environmental Design	4	\$32,920	\$32,920	\$32,920	\$32,920
AREA, ETHNIC, CULTURAL, GENDER and GROUP STUDIES	35	\$36,783	\$33,250	\$37,074	\$37,074
Area Studies	30	\$37,223	\$33,250	\$37,074	\$37,074
Gender/Women's Studies	5	\$34,143	\$31,813	\$38,000	\$45,000
COMMUNICATION, JOURNALISM, and RELATED PROGRAMS	224	\$36,668	\$35,214	\$37,384	\$38,336
Communication and Media Studies	126	\$37,776	\$37,384	\$38,336	\$38,336
Journalism	59	\$33,680	\$30,474	\$31,585	\$37,000
Public Relations, Advertising, and Applied Communication	39	\$37,610	\$35,214	\$37,105	\$40,655
COMPUTER and INFORMATION SCIENCES and SUPPORT SERVICES	192	\$66,210	\$61,400	\$69,667	\$72,212
Computer and Information Sciences	94	\$64,789	\$61,356	\$69,667	\$72,212
Information Science/Studies	49	\$64,637	\$61,400	\$65,733	\$65,733
Computer Science	48	\$71,312	\$70,629	\$74,012	\$74,012
EDUCATION	63	\$38,562	\$32,778	\$40,000	\$45,000
Special Education and Teaching	13	\$32,342	\$18,111	\$31,333	\$43,500
Teacher Education and Professional Development, Specific Levels and Methods	22	\$36,273	\$32,778	\$32,778	\$40,000
Teacher Education And Professional Development, Specific Subject Areas	19	\$43,261	\$40,000	\$43,662	\$49,167
ENGINEERING	629	\$64,860	\$57,404	\$62,370	\$74,455
Biomedical/Medical Engineering	18	\$50,761	\$45,614	\$54,036	\$54,036
Chemical Engineering	28	\$65,440	\$63,664	\$64,333	\$67,224
Civil Engineering	34	\$57,420	\$56,083	\$56,083	\$59,533
Computer Engineering	64	\$73,899	\$70,104	\$77,139	\$77,139
Electrical, Electronics and Communications Engineering	94	\$63,596	\$57,162	\$62,370	\$69,550

BACHELOR'S DEGREES | STARTING SALARY BY REGION AND MAJOR

Region/Academic Major	# of Salaries	Mean	25th Percentile	Median	75th Percentile
ENGINEERING (continued)					
Engineering Science	4	\$64,480	\$64,480	\$64,480	\$64,480
Environmental/Environmental Health Engineering	3	\$59,667	\$59,667	\$59,667	\$59,667
Materials Engineering	4	\$58,950	\$58,950	\$58,950	\$58,950
Mechanical Engineering	130	\$58,123	\$57,404	\$57,404	\$60,114
Systems Engineering	4	\$51,125	\$51,125	\$51,125	\$51,125
Industrial Engineering	15	\$62,600	\$61,000	\$64,429	\$64,429
ENGINEERING TECHNOLOGIES	95	\$55,502	\$48,365	\$57,891	\$57,891
Civil Engineering Technologies/Technicians	26	\$48,365	\$48,365	\$48,365	\$48,365
Mechanical Engineering Related Technologies/Technicians	44	\$57,891	\$57,891	\$57,891	\$57,891
Computer Engineering Technologies/Technicians	3	\$64,000	\$64,000	\$64,000	\$64,000
Engineering-Related Fields	20	\$57,147	\$57,147	\$57,147	\$57,147
FOREIGN LANGUAGES, LITERATURES, and LINGUISTICS	40	\$33,819	\$29,000	\$34,375	\$39,542
Linguistic, Comparative, and Related Language Studies and Services	13	\$35,250	\$33,750	\$35,250	\$35,250
East Asian Languages, Literatures, and Linguistics	3	\$25,833	\$25,833	\$25,833	\$25,833
Romance Languages, Literatures, and Linguistics	19	\$32,211	\$22,000	\$29,000	\$44,000
Classics and Classical Languages, Literatures, and Linguistics	4	\$41,250	\$36,625	\$41,750	\$45,875
FAMILY and CONSUMER SCIENCES/ HUMAN SCIENCES	4	\$18,500	\$15,667	\$15,667	\$21,333
Foods, Nutrition, and Related Services	3	\$15,667	\$15,667	\$15,667	\$15,667
ENGLISH LANGUAGE and LITERATURE/ LETTERS	100	\$35,633	\$35,000	\$37,679	\$38,083
English Language and Literature	94	\$35,612	\$35,000	\$37,679	\$38,083
Rhetoric and Composition/Writing Studies	5	\$34,160	\$30,000	\$30,000	\$35,000
LIBERAL ARTS and SCIENCES, GENERAL STUDIES and HUMANITIES	764	\$46,994	\$44,848	\$50,872	\$50,872
Liberal Arts and Sciences, General Studies and Humanities	18	\$51,478	\$47,700	\$53,350	\$54,700
BIOLOGICAL and BIOMEDICAL SCIENCES	105	\$34,176	\$28,438	\$36,777	\$38,675
Biology	68	\$35,935	\$28,438	\$36,777	\$40,983
Biochemistry, Biophysics and Molecular Biology	14	\$28,994	\$25,000	\$26,200	\$37,500

BACHELOR'S DEGREES | STARTING SALARY BY REGION AND MAJOR

Region/Academic Major	# of Salaries	Mean	25th Percentile	Median	75th Percentile
BIOLOGICAL and BIOMEDICAL SCIENCES (continued)					
Genetics	6	\$33,733	\$33,733	\$33,733	\$33,733
Ecology, Evolution, Systematics, and Population Biology	4	\$28,250	\$27,667	\$27,667	\$28,833
Neurobiology and Neurosciences	9	\$34,622	\$30,520	\$30,520	\$39,750
MATHEMATICS and STATISTICS	61	\$46,220	\$37,671	\$45,500	\$56,167
Mathematics	48	\$47,248	\$37,671	\$49,110	\$56,167
Applied Mathematics	4	\$46,125	\$40,750	\$46,125	\$51,500
Statistics	9	\$40,778	\$33,000	\$37,667	\$40,000
MULTI/INTERDISCIPLINARY STUDIES	39	\$40,698	\$32,240	\$42,063	\$50,286
Multi/Interdisciplinary Studies	4	\$46,500	\$40,334	\$52,667	\$52,667
Nutrition Sciences	3	\$47,040	\$47,040	\$47,040	\$47,040
International/Global Studies	17	\$43,393	\$42,063	\$42,063	\$50,286
Marine Sciences	5	\$23,500	\$23,500	\$23,500	\$23,500
Sustainability Studies	5	\$44,740	\$42,800	\$42,800	\$42,800
PARKS, RECREATION, LEISURE, and FITNESS STUDIES	31	\$28,000	\$21,731	\$26,500	\$32,667
Health and Physical Education/Fitness	28	\$27,857	\$21,731	\$24,115	\$32,667
PHILOSOPHY and RELIGIOUS STUDIES	20	\$44,505	\$35,210	\$48,002	\$48,083
Philosophy	16	\$47,506	\$47,920	\$48,083	\$48,083
Religion/Religious Studies	4	\$32,500	\$18,000	\$21,000	\$47,000
PHYSICAL SCIENCES	32	\$39,952	\$32,313	\$38,750	\$49,667
Chemistry	19	\$35,423	\$32,313	\$32,500	\$44,070
Physics	10	\$48,845	\$48,445	\$49,667	\$50,500
PSYCHOLOGY	168	\$36,053	\$28,936	\$39,117	\$41,621
Psychology	164	\$35,978	\$28,936	\$39,260	\$41,621
Clinical, Counseling and Applied Psychology	4	\$39,117	\$39,117	\$39,117	\$39,117
HOMELAND SECURITY, LAW ENFORCEMENT, FIREFIGHTING and RELATED PROTECTIVE SERVICES	88	\$49,321	\$38,700	\$42,000	\$67,200
Criminal Justice and Corrections	88	\$49,321	\$38,700	\$42,000	\$67,200
PUBLIC ADMINISTRATION and SOCIAL SERVICE PROFESSIONS	42	\$38,679	\$35,000	\$40,147	\$42,600
Human Services	11	\$34,909	\$27,200	\$35,000	\$42,600
Public Policy Analysis	4	\$29,375	\$29,375	\$29,375	\$29,375
Social Work	27	\$41,593	\$40,147	\$40,147	\$40,147

BACHELOR'S DEGREES | STARTING SALARY BY REGION AND MAJOR

Region/Academic Major	# of Salaries	Mean	25th Percentile	Median	75th Percentile
SOCIAL SCIENCES	446	\$43,884	\$38,603	\$43,388	\$46,587
Anthropology	25	\$37,091	\$31,844	\$40,286	\$40,286
Economics	82	\$50,198	\$49,514	\$49,514	\$52,100
Geography and Cartography	8	\$44,200	\$44,657	\$44,657	\$44,657
International Relations and National Security Studies	106	\$43,870	\$43,388	\$43,388	\$43,388
Political Science and Government	161	\$40,616	\$38,603	\$38,603	\$46,587
Sociology	40	\$35,480	\$30,333	\$35,127	\$40,450
Urban Studies/Affairs	4	\$44,625	\$44,417	\$44,833	\$44,833
VISUAL and PERFORMING ARTS	311	\$40,597	\$32,379	\$38,878	\$44,667
Visual and Performing Arts	77	\$32,379	\$32,379	\$32,379	\$32,379
Dance	9	\$44,107	\$44,709	\$44,709	\$44,709
Design and Applied Arts	74	\$54,343	\$44,667	\$53,792	\$64,416
Drama/Theatre Arts and Stagecraft	17	\$36,323	\$27,500	\$40,160	\$42,333
Film/Video and Photographic Arts	79	\$40,066	\$38,878	\$39,563	\$41,434
Fine and Studio Arts	21	\$33,486	\$33,000	\$34,002	\$40,400
Music	13	\$35,038	\$30,000	\$35,000	\$40,125
Arts, Entertainment, and Media Management	10	\$40,900	\$28,000	\$44,500	\$49,000
HEALTH PROFESSIONS and RELATED PROGRAMS	351	\$53,657	\$45,600	\$54,319	\$60,255
Communication Disorders Sciences and Services	15	\$35,367	\$29,722	\$29,722	\$50,600
Health and Medical Administrative Services	11	\$58,236	\$39,100	\$39,100	\$86,500
Allied Health Diagnostic, Intervention, and Treatment Professions	7	\$60,000	\$60,000	\$60,000	\$60,000
Mental and Social Health Services and Allied Professions	4	\$47,000	\$47,000	\$47,000	\$47,000
Pharmacy, Pharmaceutical Sciences, and Administration	7	\$45,600	\$45,600	\$45,600	\$45,600
Public Health	44	\$34,694	\$31,563	\$33,654	\$35,745
Medical Illustration and Informatics	4	\$53,625	\$53,167	\$53,167	\$54,083
Registered Nursing	249	\$58,565	\$53,512	\$54,373	\$60,255
BUSINESS, MANAGEMENT, MARKETING, and RELATED SUPPORT SERVICES	1,797	\$56,422	\$49,538	\$57,155	\$68,331
Business Administration, Management and Operations	331	\$49,041	\$38,250	\$52,337	\$53,582
Accounting and Related Services	282	\$54,914	\$52,000	\$57,155	\$57,433
Business/Managerial Economics	130	\$56,821	\$54,503	\$54,503	\$61,767

BACHELOR'S DEGREES | STARTING SALARY BY REGION AND MAJOR

Region/Academic Major	# of Salaries	Mean	25th Percentile	Median	75th Percentile
BUSINESS, MANAGEMENT, MARKETING, and RELATED SUPPORT SERVICES (continued)					
Entrepreneurial and Small Business Operations	6	\$45,417	\$42,500	\$47,917	\$53,333
Finance and Financial Management Services	329	\$63,045	\$59,341	\$68,017	\$70,529
Hospitality Administration/Management	32	\$41,258	\$36,071	\$36,071	\$52,300
Human Resources Management and Services	66	\$42,058	\$38,978	\$42,821	\$42,821
International Business	43	\$48,090	\$46,000	\$51,338	\$51,338
Management Information Systems and Services	21	\$62,238	\$61,000	\$64,643	\$64,643
Management Sciences and Quantitative Methods (Actuarial Science)	30	\$59,853	\$51,200	\$58,429	\$64,357
Marketing	147	\$45,801	\$42,900	\$44,300	\$45,694
HISTORY	52	\$37,750	\$38,025	\$38,200	\$39,267

Subscribe to Salary Survey

- Get starting salary data for bachelor's, master's, and doctoral degree candidates in a range of majors
- Get projected salaries (Winter report) plus actual salaries (Spring and Fall reports)
- Three reports a year (Winter, Spring, Fall)

Annual subscription:

\$315

Reports range from approximately 56 – 72 pages.

Learn more/subscribe:

www.nacweb.org/salary-resources/salary-survey.aspx
or contact NACE, 610.868.1421.

Join



Get Salary Survey

Become a member of NACE and get *Salary Survey* as part of your membership package.

www.nacweb.org/membership/index.aspx

BACHELOR'S DEGREES | STARTING SALARY BY REGION AND MAJOR

Region/Academic Major	# of Salaries	Mean	25th Percentile	Median	75th Percentile
Great Lakes Region (IL, IN, MI, OH, WI)					
AGRICULTURE	6	\$44,928	\$44,928	\$44,928	\$44,928
Food Science	6	\$44,928	\$44,928	\$44,928	\$44,928
NATURAL RESOURCES	15	\$31,304	\$29,125	\$29,125	\$30,267
Natural Resources Conservation and Research	15	\$31,304	\$29,125	\$29,125	\$30,267
ARCHITECTURE and RELATED SERVICES	22	\$39,455	\$40,000	\$40,000	\$40,000
Architecture	22	\$39,455	\$40,000	\$40,000	\$40,000
AREA, ETHNIC, CULTURAL, GENDER and GROUP STUDIES	4	\$31,773	\$23,500	\$30,045	\$40,045
Area Studies	3	\$25,697	\$17,000	\$30,000	\$30,090
COMMUNICATION, JOURNALISM, and RELATED PROGRAMS	216	\$35,068	\$31,233	\$34,895	\$36,739
Communication and Media Studies	90	\$33,778	\$30,842	\$34,643	\$37,580
Journalism	20	\$32,890	\$31,233	\$31,233	\$32,617
Public Relations, Advertising, and Applied Communication	106	\$36,575	\$34,895	\$34,895	\$36,739
COMPUTER and INFORMATION SCIENCES and SUPPORT SERVICES	208	\$57,872	\$52,591	\$56,645	\$58,555
Computer and Information Sciences	74	\$55,153	\$53,133	\$56,645	\$56,645
Information Science/Studies	9	\$56,389	\$56,389	\$56,389	\$56,389
Computer Science	73	\$65,160	\$57,558	\$59,444	\$83,300
Computer Software and Media Applications	29	\$47,222	\$47,786	\$47,786	\$47,786
Computer/Information Technology Administration and Management	23	\$57,500	\$52,591	\$57,500	\$62,900
EDUCATION	349	\$34,857	\$31,879	\$33,771	\$35,231
Special Education and Teaching	25	\$32,829	\$31,879	\$31,879	\$33,925
Teacher Education and Professional Development, Specific Levels and Methods	172	\$34,060	\$32,979	\$33,421	\$34,379
Teacher Education And Professional Development, Specific Subject Areas	142	\$36,058	\$31,866	\$34,231	\$36,250
ENGINEERING	863	\$61,259	\$58,641	\$62,550	\$65,000
Aerospace, Aeronautical and Astronautical Engineering	10	\$59,750	\$58,333	\$60,357	\$60,357
Agricultural Engineering	10	\$52,950	\$52,950	\$52,950	\$52,950
Architectural Engineering	3	\$55,000	\$55,000	\$55,000	\$55,000
Biomedical/Medical Engineering	23	\$59,109	\$56,666	\$58,939	\$60,889
Chemical Engineering	87	\$66,324	\$66,051	\$67,138	\$67,138
Civil Engineering	66	\$54,258	\$53,572	\$55,045	\$55,045

BACHELOR'S DEGREES | STARTING SALARY BY REGION AND MAJOR

Region/Academic Major	# of Salaries	Mean	25th Percentile	Median	75th Percentile
ENGINEERING (continued)					
Computer Engineering	117	\$65,891	\$65,497	\$65,497	\$65,543
Electrical, Electronics and Communications Engineering	126	\$61,529	\$61,560	\$61,560	\$65,000
Environmental/Environmental Health Engineering	8	\$48,625	\$41,250	\$48,625	\$56,000
Materials Engineering	16	\$59,719	\$63,115	\$63,115	\$63,115
Mechanical Engineering	276	\$62,241	\$58,641	\$63,555	\$64,152
Polymer/Plastics Engineering	12	\$55,669	\$55,669	\$55,669	\$55,669
Construction Engineering	35	\$51,179	\$51,179	\$51,179	\$51,179
Industrial Engineering	55	\$60,933	\$60,933	\$60,933	\$60,933
ENGINEERING TECHNOLOGIES	167	\$54,762	\$52,580	\$54,800	\$56,527
Electrical Engineering Technologies/Technicians	4	\$50,875	\$50,875	\$50,875	\$50,875
Industrial Production Technologies/Technicians	33	\$58,112	\$54,280	\$56,527	\$56,527
Mechanical Engineering Related Technologies/Technicians	54	\$56,631	\$56,001	\$56,001	\$56,667
Computer Engineering Technologies/Technicians	12	\$53,925	\$50,750	\$54,800	\$55,750
Engineering-Related Fields	7	\$45,571	\$47,333	\$47,333	\$47,333
FOREIGN LANGUAGES, LITERATURES, and LINGUISTICS	22	\$37,589	\$34,000	\$37,333	\$45,660
Linguistic, Comparative, and Related Language Studies and Services	3	\$32,000	\$17,000	\$39,500	\$39,500
Romance Languages, Literatures, and Linguistics	18	\$38,664	\$34,000	\$37,333	\$45,660
FAMILY and CONSUMER SCIENCES/HUMAN SCIENCES	45	\$31,805	\$29,822	\$29,822	\$37,304
Family and Consumer Sciences/Human Sciences	4	\$37,304	\$37,304	\$37,304	\$37,304
Human Development, Family Studies, and Related Services	31	\$28,980	\$29,822	\$29,822	\$29,822
Apparel and Textiles	10	\$38,362	\$39,703	\$39,703	\$39,703
ENGLISH LANGUAGE and LITERATURE/ LETTERS	58	\$30,607	\$28,355	\$30,845	\$32,366
English Language and Literature	51	\$30,646	\$29,120	\$30,845	\$32,366
Rhetoric and Composition/Writing Studies	7	\$30,323	\$25,420	\$25,420	\$36,860
LIBERAL ARTS and SCIENCES, GENERAL STUDIES and HUMANITIES	13	\$39,846	\$40,125	\$40,125	\$42,750
Liberal Arts and Sciences, General Studies and Humanities	13	\$39,846	\$40,125	\$40,125	\$42,750

BACHELOR'S DEGREES | STARTING SALARY BY REGION AND MAJOR

Region/Academic Major	# of Salaries	Mean	25th Percentile	Median	75th Percentile
BIOLOGICAL and BIOMEDICAL SCIENCES	40	\$29,936	\$21,720	\$32,768	\$32,768
Biology	35	\$27,755	\$21,720	\$29,000	\$32,768
Biochemistry, Biophysics and Molecular Biology	5	\$45,200	\$36,000	\$36,000	\$44,000
MATHEMATICS and STATISTICS	42	\$48,722	\$40,250	\$47,500	\$56,376
Mathematics	40	\$49,408	\$40,405	\$47,500	\$56,376
Applied Mathematics	2	\$35,000	\$35,000	\$35,000	\$35,000
MULTI/INTERDISCIPLINARY STUDIES	50	\$34,722	\$30,606	\$32,748	\$35,611
Multi/Interdisciplinary Studies	9	\$34,109	\$32,748	\$32,748	\$32,748
Biopsychology	3	\$32,800	\$32,800	\$32,800	\$32,800
Science, Technology, and Society	5	\$32,000	\$32,000	\$32,000	\$32,000
Natural Sciences	5	\$40,000	\$40,000	\$40,000	\$40,000
International/Global Studies	27	\$35,336	\$30,606	\$30,833	\$35,611
PARKS, RECREATION, LEISURE, and FITNESS STUDIES	55	\$34,452	\$31,666	\$31,993	\$39,200
Parks, Recreation and Leisure Facilities Management	15	\$31,993	\$31,993	\$31,993	\$31,993
Health and Physical Education/Fitness	28	\$33,321	\$29,250	\$31,666	\$36,000
PHILOSOPHY and RELIGIOUS STUDIES	15	\$30,133	\$25,000	\$31,600	\$35,000
Philosophy	10	\$30,200	\$31,600	\$31,600	\$32,000
Religion/Religious Studies	5	\$30,000	\$25,000	\$33,000	\$40,000
THEOLOGY and RELIGIOUS VOCATIONS	14	\$27,143	\$22,200	\$29,250	\$31,500
PHYSICAL SCIENCES	27	\$42,922	\$33,500	\$42,000	\$49,286
Chemistry	18	\$40,269	\$33,500	\$41,500	\$49,286
Physics	8	\$49,755	\$35,000	\$50,510	\$62,010
PSYCHOLOGY	125	\$30,956	\$29,714	\$30,411	\$32,418
Psychology	121	\$30,929	\$29,714	\$30,411	\$32,418
Clinical, Counseling and Applied Psychology	4	\$31,750	\$31,750	\$31,750	\$31,750
HOMELAND SECURITY, LAW ENFORCEMENT, FIREFIGHTING and RELATED PROTECTIVE SERVICES	35	\$38,148	\$34,420	\$40,744	\$40,744
Criminal Justice and Corrections	35	\$38,148	\$34,420	\$40,744	\$40,744
PUBLIC ADMINISTRATION and SOCIAL SERVICE PROFESSIONS	8	\$30,021	\$29,000	\$30,021	\$31,042
Social Work	8	\$30,021	\$29,000	\$30,021	\$31,042
SOCIAL SCIENCES	128	\$34,984	\$32,678	\$34,500	\$40,420
Anthropology	8	\$32,019	\$27,120	\$27,120	\$32,775
Political Science and Government	63	\$37,955	\$35,910	\$40,420	\$40,420
Sociology	46	\$31,481	\$26,000	\$32,678	\$33,182

BACHELOR'S DEGREES | STARTING SALARY BY REGION AND MAJOR

Region/Academic Major	# of Salaries	Mean	25th Percentile	Median	75th Percentile
TRANSPORTATION and MATERIALS MOVING	19	\$40,352	\$40,695	\$40,695	\$40,695
Air Transportation	19	\$40,352	\$40,695	\$40,695	\$40,695
VISUAL and PERFORMING ARTS	275	\$34,092	\$31,984	\$37,311	\$37,311
Dance	8	\$12,500	\$12,143	\$12,143	\$12,143
Design and Applied Arts	59	\$35,632	\$33,448	\$34,125	\$39,660
Drama/Theatre Arts and Stagecraft	14	\$19,434	\$13,293	\$17,087	\$18,424
Film/Video and Photographic Arts	35	\$32,014	\$31,984	\$31,984	\$31,984
Fine and Studio Arts	130	\$36,403	\$37,311	\$37,311	\$37,311
Music	20	\$38,210	\$33,500	\$36,500	\$43,500
HEALTH PROFESSIONS and RELATED PROGRAMS	261	\$46,100	\$35,875	\$46,488	\$49,725
Communication Disorders Sciences and Services	4	\$30,900	\$28,934	\$32,867	\$32,867
Dental Support Services and Allied Professions	3	\$35,833	\$35,833	\$35,833	\$35,833
Allied Health and Medical Assisting Services	41	\$68,766	\$68,766	\$68,766	\$68,766
Allied Health Diagnostic, Intervention, and Treatment Professions	23	\$35,149	\$33,200	\$36,895	\$36,895
Rehabilitation and Therapeutic Professions	19	\$27,922	\$30,330	\$30,330	\$30,330
Dietetics and Clinical Nutrition Services	8	\$30,625	\$26,400	\$26,400	\$37,667
Registered Nursing	134	\$48,600	\$44,849	\$46,488	\$49,725
BUSINESS, MANAGEMENT, MARKETING, and RELATED SUPPORT SERVICES	1,335	\$47,067	\$42,499	\$46,445	\$50,244
Business Administration, Management and Operations	422	\$44,646	\$42,101	\$43,583	\$46,445
Accounting and Related Services	271	\$47,952	\$47,500	\$48,420	\$48,420
Business/Managerial Economics	45	\$48,442	\$46,417	\$49,313	\$50,000
Entrepreneurial and Small Business Operations	26	\$96,388	\$98,384	\$98,384	\$98,384
Finance and Financial Management Services	210	\$49,479	\$48,660	\$50,244	\$50,244
Hospitality Administration/Management	53	\$35,269	\$34,844	\$34,844	\$34,844
Human Resources Management and Services	18	\$43,783	\$42,131	\$42,131	\$42,131
International Business	16	\$40,369	\$35,238	\$35,238	\$46,417
Management Information Systems and Services	23	\$53,835	\$52,400	\$55,153	\$55,153
Management Sciences and Quantitative Methods (Actuarial Science)	12	\$57,708	\$55,125	\$59,000	\$61,667
Marketing	190	\$44,831	\$43,143	\$43,513	\$43,982

BACHELOR'S DEGREES | STARTING SALARY BY REGION AND MAJOR

Region/Academic Major	# of Salaries	Mean	25th Percentile	Median	75th Percentile
Plains Region (IA, KS, MN, MO, NE, ND, SD)					
COMMUNICATION, JOURNALISM, and RELATED PROGRAMS	70	\$34,591	\$28,267	\$34,642	\$38,862
Communication and Media Studies	27	\$38,763	\$37,000	\$40,000	\$40,000
Journalism	3	\$24,333	\$20,000	\$26,500	\$26,500
Public Relations, Advertising, and Applied Communication	11	\$28,800	\$27,500	\$27,500	\$28,267
COMPUTER and INFORMATION SCIENCES and SUPPORT SERVICES	132	\$64,481	\$58,298	\$65,321	\$75,561
Computer and Information Sciences	16	\$50,904	\$42,283	\$59,525	\$59,525
Information Science/Studies	5	\$53,000	\$53,250	\$53,250	\$53,250
Computer Science	109	\$67,027	\$63,000	\$65,321	\$75,561
EDUCATION	126	\$32,270	\$30,900	\$33,571	\$35,000
Special Education and Teaching	10	\$28,500	\$19,000	\$32,125	\$34,688
Teacher Education and Professional Development, Specific Levels and Methods	38	\$30,733	\$29,660	\$30,900	\$33,178
Teacher Education And Professional Development, Specific Subject Areas	21	\$33,885	\$32,725	\$34,000	\$35,250
ENGINEERING	653	\$62,156	\$60,214	\$62,738	\$64,044
Aerospace, Aeronautical and Astronautical Engineering	23	\$62,635	\$62,262	\$62,262	\$63,121
Architectural Engineering	23	\$54,075	\$54,075	\$54,075	\$54,075
Biomedical/Medical Engineering	28	\$60,214	\$60,214	\$60,214	\$60,214
Ceramic Sciences and Engineering	9	\$59,922	\$59,922	\$59,922	\$59,922
Chemical Engineering	80	\$67,370	\$66,869	\$67,709	\$67,709
Civil Engineering	53	\$53,796	\$51,877	\$55,114	\$55,114
Computer Engineering	35	\$66,421	\$62,336	\$62,336	\$71,750
Electrical, Electronics and Communications Engineering	54	\$62,689	\$62,738	\$62,738	\$64,553
Environmental/Environmental Health Engineering	7	\$56,286	\$57,000	\$57,000	\$57,000
Materials Engineering	7	\$65,186	\$65,186	\$65,186	\$65,186
Mechanical Engineering	179	\$63,070	\$61,378	\$63,749	\$63,749
Metallurgical Engineering	9	\$64,044	\$64,044	\$64,044	\$64,044
Mining and Mineral Engineering	24	\$67,751	\$65,783	\$67,751	\$69,719
Nuclear Engineering	8	\$63,280	\$63,280	\$63,280	\$63,280
Petroleum Engineering	10	\$84,180	\$84,180	\$84,180	\$84,180
Industrial Engineering	9	\$62,117	\$62,117	\$62,117	\$62,117

BACHELOR'S DEGREES | STARTING SALARY BY REGION AND MAJOR

Region/Academic Major	# of Salaries	Mean	25th Percentile	Median	75th Percentile
ENGINEERING (continued)					
Geological/Geophysical Engineering	17	\$60,335	\$53,136	\$53,136	\$68,433
Biological/Biosystems Engineering	3	\$46,333	\$46,333	\$46,333	\$46,333
ENGINEERING TECHNOLOGIES	4	\$67,625	\$67,625	\$67,625	\$67,625
Computer Engineering Technologies/ Technicians	4	\$67,625	\$67,625	\$67,625	\$67,625
FOREIGN LANGUAGES, LITERATURES, and LINGUISTICS	16	\$30,884	\$31,153	\$31,153	\$31,153
Linguistic, Comparative, and Related Language Studies and Services	14	\$30,934	\$31,153	\$31,153	\$31,153
FAMILY and CONSUMER SCIENCES/ HUMAN SCIENCES	3	\$23,674	\$23,674	\$23,674	\$23,674
Human Development, Family Studies, and Related Services	3	\$23,674	\$23,674	\$23,674	\$23,674
ENGLISH LANGUAGE and LITERATURE/ LETTERS	22	\$29,386	\$26,200	\$30,192	\$30,192
English Language and Literature	21	\$28,928	\$26,200	\$30,192	\$30,192
BIOLOGICAL and BIOMEDICAL SCIENCES	41	\$32,337	\$31,562	\$31,562	\$31,562
Biology	39	\$32,098	\$31,562	\$31,562	\$31,562
MATHEMATICS and STATISTICS	42	\$54,372	\$52,236	\$52,236	\$63,700
Mathematics	40	\$54,666	\$52,236	\$52,236	\$63,700
MULTI/INTERDISCIPLINARY STUDIES	22	\$28,928	\$27,257	\$27,257	\$27,257
Multi/Interdisciplinary Studies	19	\$28,032	\$27,257	\$27,257	\$27,257
PARKS, RECREATION, LEISURE, and FITNESS STUDIES	22	\$30,491	\$28,461	\$28,461	\$30,000
Health and Physical Education/Fitness	22	\$30,491	\$28,461	\$28,461	\$30,000
PHILOSOPHY and RELIGIOUS STUDIES	16	\$33,562	\$34,062	\$34,062	\$41,500
Philosophy	15	\$34,466	\$34,062	\$34,062	\$41,500
PHYSICAL SCIENCES	42	\$51,184	\$43,000	\$51,428	\$60,862
Chemistry	25	\$52,640	\$43,000	\$60,862	\$60,862
Geological and Earth Sciences/Geosciences	6	\$43,500	\$37,500	\$37,500	\$48,000
Physics	10	\$52,750	\$51,428	\$51,428	\$52,500
PSYCHOLOGY	56	\$29,810	\$30,416	\$30,416	\$30,416
Psychology	55	\$29,846	\$30,416	\$30,416	\$30,416
PUBLIC ADMINISTRATION and SOCIAL SERVICE PROFESSIONS	18	\$29,689	\$30,000	\$30,000	\$30,000
Social Work	17	\$29,671	\$30,000	\$30,000	\$30,000

BACHELOR'S DEGREES | STARTING SALARY BY REGION AND MAJOR

Region/Academic Major	# of Salaries	Mean	25th Percentile	Median	75th Percentile
SOCIAL SCIENCES	56	\$33,686	\$29,954	\$35,000	\$36,250
Criminology	11	\$29,954	\$29,954	\$29,954	\$29,954
International Relations and National Security Studies	5	\$41,100	\$44,250	\$44,250	\$44,250
Political Science and Government	15	\$37,300	\$36,250	\$36,250	\$41,333
Sociology	17	\$31,188	\$28,000	\$35,000	\$35,000
Urban Studies/Affairs	3	\$28,080	\$28,080	\$28,080	\$28,080
VISUAL and PERFORMING ARTS	28	\$29,104	\$18,000	\$31,250	\$39,750
Design and Applied Arts	3	\$17,667	\$17,000	\$18,000	\$18,000
Drama/Theatre Arts and Stagecraft	4	\$20,750	\$18,000	\$18,000	\$23,500
Film/Video and Photographic Arts	4	\$16,750	\$12,000	\$16,500	\$21,500
Fine and Studio Arts	11	\$38,445	\$35,000	\$39,750	\$40,200
Music	5	\$32,000	\$32,500	\$32,500	\$32,500
HEALTH PROFESSIONS and RELATED PROGRAMS	71	\$46,094	\$44,851	\$46,883	\$46,883
Dietetics and Clinical Nutrition Services	4	\$23,590	\$23,590	\$23,590	\$23,590
Registered Nursing	65	\$47,912	\$46,883	\$46,883	\$46,883
BUSINESS, MANAGEMENT, MARKETING, and RELATED SUPPORT SERVICES	635	\$46,701	\$41,642	\$46,329	\$50,961
Business Administration, Management and Operations	220	\$46,227	\$41,619	\$46,895	\$49,913
Accounting and Related Services	126	\$47,697	\$46,213	\$46,213	\$50,961
Business/Managerial Economics	32	\$48,666	\$48,181	\$48,181	\$48,181
Entrepreneurial and Small Business Operations	13	\$45,192	\$45,192	\$45,192	\$45,192
Finance and Financial Management Services	51	\$46,460	\$46,329	\$46,329	\$46,329
Management Information Systems and Services	41	\$53,929	\$54,246	\$54,246	\$54,246
Marketing	95	\$41,098	\$41,354	\$41,642	\$41,642
HISTORY	17	\$35,080	\$35,850	\$35,850	\$38,125

BACHELOR'S DEGREES | STARTING SALARY BY REGION AND MAJOR

Region/Academic Major	# of Salaries	Mean	25th Percentile	Median	75th Percentile
Southeast Region (AL,AR,FL,GA,KY,LA,MS,NC,SC,TN,VA,WV)					
AGRICULTURE	172	\$33,933	\$32,642	\$32,642	\$32,642
Agricultural Business and Management	11	\$48,273	\$42,300	\$42,300	\$57,000
Animal Science	8	\$24,188	\$16,200	\$16,200	\$37,500
Food Science	5	\$45,120	\$45,120	\$45,120	\$45,120
Plant Science	4	\$34,000	\$34,000	\$34,000	\$34,000
Soil Science	4	\$45,125	\$45,125	\$45,125	\$45,125
NATURAL RESOURCES	11	\$41,764	\$26,000	\$42,280	\$52,000
Natural Resources Conservation and Research	10	\$43,340	\$42,280	\$42,280	\$52,000
ARCHITECTURE and RELATED SERVICES	18	\$42,639	\$39,600	\$44,850	\$44,850
Architecture	8	\$39,875	\$39,600	\$39,600	\$40,333
Landscape Architecture	10	\$44,850	\$44,850	\$44,850	\$44,850
AREA, ETHNIC, CULTURAL, GENDER and GROUP STUDIES	6	\$36,000	\$36,000	\$36,000	\$36,000
Area Studies	6	\$36,000	\$36,000	\$36,000	\$36,000
COMMUNICATION, JOURNALISM, and RELATED PROGRAMS	228	\$32,665	\$29,174	\$33,322	\$33,322
Communication and Media Studies	86	\$29,568	\$25,000	\$29,174	\$33,022
Journalism	10	\$33,908	\$29,083	\$29,083	\$45,167
Public Relations, Advertising, and Applied Communication	37	\$37,841	\$35,667	\$39,022	\$41,413
COMPUTER and INFORMATION SCIENCES and SUPPORT SERVICES	81	\$57,884	\$46,794	\$60,306	\$66,188
Computer and Information Sciences	14	\$58,680	\$56,087	\$60,625	\$60,625
Information Science/Studies	20	\$47,040	\$46,794	\$46,794	\$46,794
Computer Science	47	\$62,262	\$56,667	\$66,188	\$72,906
EDUCATION	168	\$35,042	\$32,672	\$34,219	\$35,700
Special Education and Teaching	9	\$36,810	\$35,700	\$37,365	\$37,365
Teacher Education and Professional Development, Specific Levels and Methods	47	\$38,529	\$35,616	\$38,467	\$42,155
Teacher Education And Professional Development, Specific Subject Areas	12	\$36,723	\$33,300	\$33,300	\$41,333
ENGINEERING	996	\$63,888	\$59,038	\$65,672	\$65,672
Aerospace, Aeronautical and Astronautical Engineering	13	\$55,819	\$53,683	\$56,769	\$56,769
Biomedical/Medical Engineering	4	\$43,250	\$43,250	\$43,250	\$43,250

BACHELOR'S DEGREES | STARTING SALARY BY REGION AND MAJOR

Region/Academic Major	# of Salaries	Mean	25th Percentile	Median	75th Percentile
ENGINEERING (continued)					
Chemical Engineering	79	\$73,751	\$69,140	\$77,444	\$77,444
Civil Engineering	66	\$52,102	\$49,958	\$55,475	\$55,475
Computer Engineering	11	\$69,424	\$50,667	\$76,458	\$76,458
Electrical, Electronics and Communications Engineering	48	\$65,560	\$60,150	\$62,641	\$73,226
Environmental/Environmental Health Engineering	4	\$64,375	\$64,375	\$64,375	\$64,375
Materials Engineering	10	\$52,020	\$51,050	\$52,667	\$52,667
Mechanical Engineering	138	\$60,475	\$58,870	\$60,675	\$71,139
Nuclear Engineering	8	\$57,048	\$57,048	\$57,048	\$57,048
Petroleum Engineering	44	\$82,138	\$82,138	\$82,138	\$82,138
Industrial Engineering	11	\$60,301	\$59,757	\$59,757	\$59,757
Biological/Biosystems Engineering	12	\$51,036	\$44,520	\$55,690	\$55,690
ENGINEERING TECHNOLOGIES	21	\$41,043	\$32,567	\$32,567	\$62,233
Computer Engineering Technologies/Technicians	6	\$62,233	\$62,233	\$62,233	\$62,233
FOREIGN LANGUAGES, LITERATURES, and LINGUISTICS	8	\$32,670	\$26,000	\$33,680	\$40,667
Linguistic, Comparative, and Related Language Studies and Services	5	\$37,872	\$35,360	\$40,667	\$40,667
Romance Languages, Literatures, and Linguistics	3	\$24,000	\$20,000	\$25,000	\$27,000
FAMILY and CONSUMER SCIENCES/HUMAN SCIENCES	53	\$33,907	\$30,000	\$30,000	\$39,777
Family and Consumer Sciences/Human Sciences	29	\$33,054	\$30,000	\$30,000	\$30,000
Foods, Nutrition, and Related Services	5	\$39,777	\$39,777	\$39,777	\$39,777
Human Development, Family Studies, and Related Services	9	\$29,843	\$24,670	\$29,968	\$29,968
Apparel and Textiles	9	\$36,000	\$34,143	\$34,143	\$34,143
ENGLISH LANGUAGE and LITERATURE/ LETTERS	62	\$31,984	\$28,500	\$30,961	\$40,057
English Language and Literature	62	\$31,984	\$28,500	\$30,961	\$40,057
LIBERAL ARTS and SCIENCES, GENERAL STUDIES and HUMANITIES	588	\$35,832	\$34,765	\$36,279	\$36,279
Liberal Arts and Sciences, General Studies and Humanities	13	\$50,048	\$47,286	\$47,286	\$47,924
BIOLOGICAL and BIOMEDICAL SCIENCES	92	\$28,842	\$21,340	\$27,530	\$33,134
Biology	76	\$27,283	\$21,340	\$27,530	\$28,417

BACHELOR'S DEGREES | STARTING SALARY BY REGION AND MAJOR

Region/Academic Major	# of Salaries	Mean	25th Percentile	Median	75th Percentile
BIOLOGICAL and BIOMEDICAL SCIENCES (continued)					
Ecology, Evolution, Systematics, and Population Biology	7	\$29,922	\$29,922	\$29,922	\$29,922
Neurobiology and Neurosciences	7	\$43,714	\$43,714	\$43,714	\$43,714
MATHEMATICS and STATISTICS	27	\$49,979	\$36,200	\$42,888	\$67,056
Mathematics	27	\$49,979	\$36,200	\$42,888	\$67,056
MULTI/INTERDISCIPLINARY STUDIES	60	\$35,716	\$31,397	\$32,248	\$45,180
Multi/Interdisciplinary Studies	51	\$36,778	\$31,397	\$33,100	\$45,180
International/Global Studies	6	\$25,167	\$23,200	\$23,200	\$23,200
PARKS, RECREATION, LEISURE, and FITNESS STUDIES	73	\$34,565	\$33,276	\$34,874	\$34,874
Health and Physical Education/Fitness	71	\$34,975	\$33,276	\$34,874	\$34,874
PHILOSOPHY and RELIGIOUS STUDIES	9	\$35,177	\$24,833	\$30,000	\$46,774
Philosophy	8	\$36,450	\$24,833	\$38,387	\$46,774
PHYSICAL SCIENCES	22	\$41,966	\$27,916	\$37,750	\$53,333
Chemistry	11	\$33,100	\$27,916	\$27,916	\$41,000
Geological and Earth Sciences/Geosciences	8	\$49,707	\$37,250	\$53,333	\$59,917
Physics	3	\$53,833	\$32,000	\$61,000	\$68,500
PSYCHOLOGY	103	\$28,994	\$24,014	\$24,014	\$37,000
Psychology	103	\$28,994	\$24,014	\$24,014	\$37,000
HOMELAND SECURITY, LAW ENFORCEMENT, FIREFIGHTING and RELATED PROTECTIVE SERVICES	22	\$30,822	\$29,579	\$29,579	\$29,579
Criminal Justice and Corrections	22	\$30,822	\$29,579	\$29,579	\$29,579
PUBLIC ADMINISTRATION and SOCIAL SERVICE PROFESSIONS	20	\$28,054	\$25,142	\$25,142	\$32,972
Social Work	20	\$28,054	\$25,142	\$25,142	\$32,972
SOCIAL SCIENCES	146	\$42,256	\$30,895	\$45,727	\$48,316
Anthropology	10	\$37,950	\$34,250	\$39,375	\$39,375
Economics	9	\$45,899	\$45,727	\$45,727	\$45,727
Geography and Cartography	3	\$27,423	\$17,500	\$27,269	\$37,500
International Relations and National Security Studies	19	\$43,570	\$46,302	\$46,302	\$46,302
Political Science and Government	69	\$47,441	\$39,028	\$48,316	\$48,316
Sociology	35	\$33,066	\$28,224	\$29,613	\$29,613
VISUAL and PERFORMING ARTS	112	\$29,125	\$28,125	\$30,126	\$31,429
Visual and Performing Arts	8	\$28,125	\$28,125	\$28,125	\$28,125
Design and Applied Arts	10	\$31,500	\$33,000	\$33,000	\$34,000

BACHELOR'S DEGREES | STARTING SALARY BY REGION AND MAJOR

Region/Academic Major	# of Salaries	Mean	25th Percentile	Median	75th Percentile
VISUAL and PERFORMING ARTS (continued)					
Drama/Theatre Arts and Stagecraft	11	\$21,207	\$12,754	\$18,710	\$18,710
Film/Video and Photographic Arts	6	\$30,433	\$30,433	\$30,433	\$30,433
Fine and Studio Arts	21	\$30,348	\$27,700	\$31,688	\$31,688
Music	43	\$30,288	\$30,126	\$30,126	\$30,126
Arts, Entertainment, and Media Management	11	\$29,637	\$26,667	\$31,429	\$31,429
HEALTH PROFESSIONS and RELATED PROGRAMS	390	\$39,821	\$38,440	\$38,440	\$45,071
Communication Disorders Sciences and Services	7	\$24,520	\$24,520	\$24,520	\$24,520
Health and Medical Administrative Services	20	\$27,026	\$27,026	\$27,026	\$27,026
Public Health	37	\$33,041	\$33,041	\$33,041	\$33,041
Registered Nursing	322	\$41,944	\$38,440	\$42,008	\$45,071
BUSINESS, MANAGEMENT, MARKETING, and RELATED SUPPORT SERVICES	1,523	\$47,318	\$41,825	\$47,978	\$52,656
Business Administration, Management and Operations	383	\$44,874	\$40,548	\$45,000	\$51,390
Accounting and Related Services	140	\$45,753	\$37,677	\$46,997	\$49,162
Business/Managerial Economics	62	\$48,368	\$44,446	\$54,465	\$54,465
Entrepreneurial and Small Business Operations	3	\$38,333	\$38,333	\$38,333	\$38,333
Finance and Financial Management Services	146	\$53,027	\$45,828	\$54,702	\$60,219
Hospitality Administration/Management	10	\$40,640	\$41,227	\$41,227	\$41,227
Human Resources Management and Services	9	\$36,510	\$36,227	\$36,227	\$36,227
International Business	4	\$40,750	\$40,750	\$40,750	\$40,750
Management Information Systems and Services	71	\$53,317	\$37,644	\$61,400	\$61,400
Management Sciences and Quantitative Methods (Actuarial Science)	10	\$56,350	\$56,350	\$56,350	\$56,350
Marketing	142	\$40,781	\$40,167	\$42,068	\$42,068
Construction Management	53	\$53,563	\$53,563	\$53,563	\$53,563
HISTORY	44	\$36,139	\$23,790	\$41,045	\$43,981

BACHELOR'S DEGREES | STARTING SALARY BY REGION AND MAJOR

Region/Academic Major	# of Salaries	Mean	25th Percentile	Median	75th Percentile
Southwest Region (AZ,NM,OK,TX)					
AGRICULTURE	94	\$39,760	\$37,175	\$37,457	\$41,536
Agricultural Business and Management	67	\$41,065	\$37,457	\$41,111	\$41,536
Animal Science	23	\$37,175	\$37,175	\$37,175	\$37,175
NATURAL RESOURCES	3	\$38,493	\$36,000	\$39,740	\$39,740
Natural Resources Conservation and Research	3	\$38,493	\$36,000	\$39,740	\$39,740
ARCHITECTURE and RELATED SERVICES	24	\$39,633	\$32,145	\$43,677	\$43,880
Architecture	13	\$43,864	\$43,677	\$43,677	\$44,083
City/Urban, Community and Regional Planning	6	\$30,333	\$30,333	\$30,333	\$30,333
Landscape Architecture	4	\$41,250	\$41,250	\$41,250	\$41,250
AREA, ETHNIC, CULTURAL, GENDER and GROUP STUDIES	10	\$28,203	\$24,000	\$26,460	\$27,500
Area Studies	8	\$28,884	\$21,464	\$27,440	\$27,500
COMMUNICATION, JOURNALISM, and RELATED PROGRAMS	277	\$37,074	\$31,979	\$40,784	\$40,784
Communication and Media Studies	184	\$38,380	\$40,784	\$40,784	\$40,784
Journalism	71	\$31,637	\$31,979	\$31,979	\$31,979
Public Relations, Advertising, and Applied Communication	22	\$43,694	\$30,466	\$52,286	\$52,286
COMPUTER and INFORMATION SCIENCES and SUPPORT SERVICES	110	\$56,703	\$52,800	\$53,000	\$65,637
Computer and Information Sciences	50	\$52,268	\$52,800	\$52,800	\$52,800
Information Science/Studies	6	\$42,667	\$29,500	\$40,000	\$58,500
Computer Science	54	\$62,370	\$53,460	\$65,637	\$65,637
EDUCATION	210	\$33,936	\$33,747	\$33,865	\$34,592
Education Administration and Supervision	7	\$37,600	\$37,600	\$37,600	\$37,600
Teacher Education and Professional Development, Specific Levels and Methods	172	\$33,764	\$33,747	\$33,865	\$34,592
Teacher Education And Professional Development, Specific Subject Areas	13	\$34,625	\$32,000	\$32,800	\$34,000
ENGINEERING	1,029	\$68,877	\$60,066	\$70,956	\$72,348
Aerospace, Aeronautical and Astronautical Engineering	75	\$65,414	\$63,001	\$69,612	\$69,612
Architectural Engineering	24	\$55,984	\$55,666	\$58,476	\$58,476
Biomedical/Medical Engineering	39	\$62,252	\$66,732	\$66,732	\$66,732
Chemical Engineering	58	\$69,004	\$57,381	\$69,735	\$77,526

BACHELOR'S DEGREES | STARTING SALARY BY REGION AND MAJOR

Region/Academic Major	# of Salaries	Mean	25th Percentile	Median	75th Percentile
ENGINEERING (continued)					
Civil Engineering	105	\$56,897	\$56,144	\$58,260	\$58,260
Computer Engineering	38	\$63,710	\$61,952	\$61,952	\$72,067
Electrical, Electronics and Communications Engineering	215	\$70,420	\$72,348	\$72,348	\$72,348
Mechanical Engineering	293	\$69,391	\$70,956	\$71,484	\$71,484
Petroleum Engineering	117	\$90,882	\$90,012	\$90,012	\$90,012
Systems Engineering	10	\$62,539	\$62,266	\$62,266	\$62,266
Industrial Engineering	16	\$57,575	\$57,280	\$57,280	\$57,280
Biological/Biosystems Engineering	13	\$60,077	\$60,077	\$60,077	\$60,077
ENGINEERING TECHNOLOGIES	119	\$63,948	\$52,993	\$61,096	\$78,382
Electrical Engineering Technologies/Technicians	11	\$60,520	\$60,520	\$60,520	\$60,520
Environmental Control Technologies/Technicians	37	\$78,382	\$78,382	\$78,382	\$78,382
Industrial Production Technologies/Technicians	5	\$60,000	\$60,000	\$60,000	\$60,000
Mechanical Engineering Related Technologies/Technicians	35	\$60,035	\$58,000	\$61,096	\$61,096
Construction Engineering Technologies	31	\$52,993	\$52,993	\$52,993	\$52,993
FOREIGN LANGUAGES, LITERATURES, and LINGUISTICS	14	\$39,361	\$38,506	\$38,506	\$38,506
Romance Languages, Literatures, and Linguistics	14	\$39,361	\$38,506	\$38,506	\$38,506
FAMILY and CONSUMER SCIENCES/HUMAN SCIENCES	93	\$35,068	\$35,042	\$35,042	\$37,804
Family and Consumer Sciences/Human Sciences	50	\$35,390	\$35,042	\$35,042	\$35,042
Foods, Nutrition, and Related Services	23	\$37,804	\$37,804	\$37,804	\$37,804
Human Development, Family Studies, and Related Services	20	\$31,116	\$31,116	\$31,116	\$31,116
ENGLISH LANGUAGE and LITERATURE/ LETTERS	52	\$35,296	\$35,447	\$35,447	\$35,447
English Language and Literature	52	\$35,296	\$35,447	\$35,447	\$35,447
LIBERAL ARTS and SCIENCES, GENERAL STUDIES and HUMANITIES	92	\$52,405	\$53,864	\$53,864	\$53,864
Liberal Arts and Sciences, General Studies and Humanities	92	\$52,405	\$53,864	\$53,864	\$53,864
BIOLOGICAL and BIOMEDICAL SCIENCES	94	\$31,870	\$29,698	\$31,270	\$32,845
Biology	39	\$32,670	\$29,698	\$29,698	\$41,000

BACHELOR'S DEGREES | STARTING SALARY BY REGION AND MAJOR

Region/Academic Major	# of Salaries	Mean	25th Percentile	Median	75th Percentile
BIOLOGICAL and BIOMEDICAL SCIENCES (continued)					
Biochemistry, Biophysics and Molecular Biology	37	\$32,435	\$32,845	\$32,845	\$32,845
Zoology/Animal Biology	4	\$31,270	\$31,270	\$31,270	\$31,270
Physiology, Pathology and Related Sciences	4	\$27,325	\$24,884	\$29,767	\$29,767
Ecology, Evolution, Systematics, and Population Biology	10	\$28,714	\$28,714	\$28,714	\$28,714
MATHEMATICS and STATISTICS	24	\$46,500	\$42,995	\$42,995	\$53,175
Mathematics	23	\$46,217	\$42,995	\$42,995	\$53,175
MULTI/INTERDISCIPLINARY STUDIES	155	\$42,159	\$45,346	\$45,346	\$45,346
Multi/Interdisciplinary Studies	131	\$44,065	\$45,346	\$45,346	\$45,346
Natural Sciences	4	\$41,500	\$41,500	\$41,500	\$41,500
Nutrition Sciences	5	\$24,232	\$24,232	\$24,232	\$24,232
Sustainability Studies	15	\$31,667	\$31,667	\$31,667	\$31,667
PARKS, RECREATION, LEISURE, and FITNESS STUDIES	41	\$31,321	\$29,000	\$29,000	\$37,417
Health and Physical Education/Fitness	41	\$31,321	\$29,000	\$29,000	\$37,417
PHYSICAL SCIENCES	117	\$70,910	\$76,608	\$76,608	\$76,608
Chemistry	96	\$74,864	\$76,608	\$76,608	\$76,608
Geological and Earth Sciences/Geosciences	16	\$56,715	\$40,810	\$63,167	\$65,040
PSYCHOLOGY	212	\$35,276	\$37,259	\$37,259	\$37,259
Psychology	212	\$35,276	\$37,259	\$37,259	\$37,259
HOMELAND SECURITY, LAW ENFORCEMENT, FIREFIGHTING and RELATED PROTECTIVE SERVICES	178	\$47,307	\$46,271	\$46,271	\$46,271
Criminal Justice and Corrections	146	\$43,783	\$38,683	\$46,271	\$46,271
PUBLIC ADMINISTRATION and SOCIAL SERVICE PROFESSIONS	51	\$34,065	\$32,637	\$32,637	\$32,637
Public Policy Analysis	6	\$47,800	\$47,800	\$47,800	\$47,800
Social Work	44	\$32,193	\$32,637	\$32,637	\$32,637
SOCIAL SCIENCES	253	\$44,445	\$45,240	\$46,534	\$46,669
Anthropology	14	\$34,271	\$34,271	\$34,271	\$34,271
Economics	54	\$46,150	\$45,240	\$45,750	\$45,750
Geography and Cartography	4	\$29,730	\$29,730	\$29,730	\$29,730
International Relations and National Security Studies	5	\$32,920	\$32,920	\$32,920	\$32,920
Political Science and Government	103	\$44,999	\$46,534	\$46,534	\$46,534
Sociology	70	\$46,568	\$46,669	\$46,669	\$46,669

BACHELOR'S DEGREES | STARTING SALARY BY REGION AND MAJOR

Region/Academic Major	# of Salaries	Mean	25th Percentile	Median	75th Percentile
TRANSPORTATION and MATERIALS MOVING	16	\$33,485	\$33,418	\$33,418	\$33,418
Air Transportation	16	\$33,485	\$33,418	\$33,418	\$33,418
VISUAL and PERFORMING ARTS	72	\$35,762	\$30,600	\$36,583	\$39,989
Visual and Performing Arts	15	\$34,978	\$34,978	\$34,978	\$34,978
Design and Applied Arts	5	\$40,952	\$41,690	\$41,690	\$41,690
Film/Video and Photographic Arts	22	\$39,306	\$39,989	\$39,989	\$39,989
Fine and Studio Arts	17	\$31,984	\$29,884	\$29,884	\$31,200
Music	8	\$35,875	\$35,583	\$37,167	\$37,167
HEALTH PROFESSIONS and RELATED PROGRAMS	188	\$58,309	\$59,667	\$59,667	\$59,667
Communication Disorders Sciences and Services	4	\$33,310	\$33,310	\$33,310	\$33,310
Allied Health and Medical Assisting Services	8	\$52,250	\$52,250	\$52,250	\$52,250
Allied Health Diagnostic, Intervention, and Treatment Professions	21	\$64,211	\$66,822	\$66,822	\$66,822
Registered Nursing	151	\$58,566	\$59,667	\$59,667	\$59,667
BUSINESS, MANAGEMENT, MARKETING, and RELATED SUPPORT SERVICES	1,295	\$48,850	\$43,069	\$48,122	\$53,091
Business Administration, Management and Operations	265	\$51,743	\$44,102	\$51,891	\$57,811
Accounting and Related Services	251	\$48,811	\$48,122	\$49,317	\$49,317
Entrepreneurial and Small Business Operations	33	\$57,549	\$51,688	\$63,657	\$69,900
Finance and Financial Management Services	110	\$50,425	\$49,470	\$50,035	\$55,307
Hospitality Administration/Management	23	\$34,472	\$34,472	\$34,472	\$34,472
Human Resources Management and Services	4	\$41,750	\$41,750	\$41,750	\$41,750
International Business	27	\$51,310	\$44,753	\$44,753	\$73,421
Management Information Systems and Services	149	\$58,580	\$60,829	\$60,829	\$60,829
Marketing	160	\$43,190	\$42,972	\$43,668	\$45,500
Specialized Sales, Merchandising and Marketing Operations	22	\$36,454	\$36,454	\$36,454	\$36,454
Construction Management	35	\$54,692	\$54,630	\$54,717	\$54,717
HISTORY	41	\$47,437	\$48,971	\$48,971	\$48,971

BACHELOR'S DEGREES | STARTING SALARY BY REGION AND MAJOR

Region/Academic Major	# of Salaries	Mean	25th Percentile	Median	75th Percentile
Far West/Rocky Mountain Region (AK,CA,HI,NV,OR,WA,CO,ID,MT,UT,WY)					
AGRICULTURE	91	\$39,686	\$39,500	\$41,227	\$41,227
Agricultural Business and Management	15	\$45,633	\$45,750	\$45,750	\$45,750
Animal Science	35	\$35,024	\$27,909	\$36,259	\$39,500
NATURAL RESOURCES	64	\$33,895	\$31,520	\$34,296	\$35,273
Natural Resources Conservation and Research	37	\$32,425	\$30,454	\$34,296	\$34,296
Natural Resources Management	17	\$35,755	\$31,520	\$31,520	\$43,197
Forestry	6	\$35,713	\$35,713	\$35,713	\$35,713
ARCHITECTURE and RELATED SERVICES	26	\$40,461	\$40,095	\$40,095	\$40,095
Architecture	24	\$40,291	\$40,095	\$40,095	\$40,095
AREA, ETHNIC, CULTURAL, GENDER and GROUP STUDIES	4	\$37,500	\$36,667	\$38,333	\$38,333
Gender/Women's Studies	4	\$37,500	\$36,667	\$38,333	\$38,333
COMMUNICATION, JOURNALISM, and RELATED PROGRAMS	207	\$39,046	\$39,269	\$40,595	\$40,595
Communication and Media Studies	53	\$37,178	\$36,750	\$36,750	\$39,269
Journalism	19	\$31,752	\$31,840	\$31,840	\$31,840
Public Relations, Advertising, and Applied Communication	5	\$46,272	\$46,272	\$46,272	\$46,272
COMPUTER and INFORMATION SCIENCES and SUPPORT SERVICES	162	\$62,298	\$60,929	\$64,947	\$65,994
Information Science/Studies	33	\$50,331	\$50,331	\$50,331	\$50,331
Computer Science	122	\$65,913	\$64,192	\$65,994	\$65,994
EDUCATION	20	\$31,384	\$29,225	\$29,225	\$36,000
Teacher Education and Professional Development, Specific Levels and Methods	11	\$30,255	\$29,225	\$29,225	\$33,000
Teacher Education And Professional Development, Specific Subject Areas	9	\$32,764	\$22,627	\$39,000	\$39,000
ENGINEERING	801	\$65,496	\$61,163	\$64,862	\$67,969
Biomedical/Medical Engineering	7	\$50,929	\$50,167	\$51,500	\$51,500
Chemical Engineering	101	\$67,504	\$67,969	\$67,969	\$71,695
Civil Engineering	70	\$52,974	\$50,363	\$51,667	\$58,224
Computer Engineering	21	\$69,633	\$64,000	\$64,000	\$82,857
Electrical, Electronics and Communications Engineering	79	\$62,697	\$62,562	\$64,367	\$64,367
Engineering Physics	13	\$66,000	\$66,000	\$66,000	\$66,000
Environmental/Environmental Health Engineering	30	\$56,331	\$55,733	\$55,733	\$55,733

BACHELOR'S DEGREES | STARTING SALARY BY REGION AND MAJOR

Region/Academic Major	# of Salaries	Mean	25th Percentile	Median	75th Percentile
ENGINEERING (continued)					
Mechanical Engineering	232	\$63,212	\$61,163	\$64,862	\$64,862
Metallurgical Engineering	30	\$63,660	\$63,614	\$63,614	\$63,614
Mining and Mineral Engineering	16	\$68,756	\$67,740	\$67,740	\$67,740
Petroleum Engineering	113	\$83,251	\$80,790	\$80,790	\$80,790
FOREIGN LANGUAGES, LITERATURES, and LINGUISTICS	13	\$25,500	\$22,600	\$22,600	\$26,500
Linguistic, Comparative, and Related Language Studies and Services	9	\$25,500	\$22,600	\$22,600	\$26,500
Romance Languages, Literatures, and Linguistics	3	\$22,333	\$22,000	\$22,500	\$22,500
FAMILY and CONSUMER SCIENCES/ HUMAN SCIENCES	27	\$30,994	\$28,648	\$28,648	\$34,698
Human Development, Family Studies, and Related Services	16	\$28,648	\$28,648	\$28,648	\$28,648
Apparel and Textiles	9	\$34,698	\$34,698	\$34,698	\$34,698
ENGLISH LANGUAGE and LITERATURE/ LETTERS	30	\$35,415	\$29,285	\$35,615	\$37,362
English Language and Literature	26	\$34,431	\$29,285	\$35,615	\$37,362
Rhetoric and Composition/Writing Studies	4	\$41,813	\$39,625	\$44,000	\$44,000
LIBERAL ARTS and SCIENCES, GENERAL STUDIES and HUMANITIES	47	\$33,607	\$34,249	\$34,249	\$34,249
Liberal Arts and Sciences, General Studies and Humanities	10	\$31,232	\$28,430	\$28,430	\$32,750
BIOLOGICAL and BIOMEDICAL SCIENCES	90	\$34,703	\$30,000	\$32,450	\$36,875
Biology	55	\$32,297	\$30,717	\$32,450	\$33,075
Biochemistry, Biophysics and Molecular Biology	13	\$39,654	\$26,000	\$36,875	\$38,000
Microbiological Sciences and Immunology	3	\$41,147	\$41,147	\$41,147	\$41,147
Zoology/Animal Biology	4	\$41,020	\$29,693	\$29,693	\$52,347
Ecology, Evolution, Systematics, and Population Biology	8	\$32,363	\$27,000	\$27,000	\$41,300
MATHEMATICS and STATISTICS	34	\$45,997	\$40,871	\$41,769	\$60,000
Mathematics	27	\$47,626	\$40,871	\$45,000	\$61,063
Applied Mathematics	3	\$38,333	\$38,333	\$38,333	\$38,333
Statistics	4	\$40,750	\$38,833	\$42,667	\$42,667
MULTI/INTERDISCIPLINARY STUDIES	192	\$39,695	\$37,363	\$37,363	\$37,363
Multi/Interdisciplinary Studies	113	\$37,342	\$37,363	\$37,363	\$37,363
Biopsychology	7	\$29,285	\$29,285	\$29,285	\$29,285

BACHELOR'S DEGREES | STARTING SALARY BY REGION AND MAJOR

Region/Academic Major	# of Salaries	Mean	25th Percentile	Median	75th Percentile
MULTI/INTERDISCIPLINARY STUDIES (continued)					
Natural Sciences	38	\$53,727	\$54,859	\$54,859	\$54,859
Nutrition Sciences	4	\$35,515	\$35,515	\$35,515	\$35,515
International/Global Studies	29	\$34,244	\$34,523	\$34,523	\$34,523
PARKS, RECREATION, LEISURE, and FITNESS STUDIES	15	\$35,915	\$32,000	\$37,338	\$37,338
Health and Physical Education/Fitness	15	\$35,915	\$32,000	\$37,338	\$37,338
PHILOSOPHY and RELIGIOUS STUDIES	8	\$30,310	\$27,740	\$30,000	\$34,000
Philosophy	6	\$31,247	\$30,000	\$32,000	\$34,000
PHYSICAL SCIENCES	72	\$52,882	\$43,991	\$52,340	\$57,599
Chemistry	22	\$38,870	\$32,875	\$43,600	\$43,991
Geological and Earth Sciences/Geosciences	38	\$60,326	\$57,599	\$57,599	\$72,815
Physics	12	\$55,000	\$45,000	\$50,000	\$61,667
PSYCHOLOGY	48	\$31,763	\$29,768	\$32,168	\$33,198
Psychology	48	\$31,763	\$29,768	\$32,168	\$33,198
PUBLIC ADMINISTRATION and SOCIAL SERVICE PROFESSIONS	9	\$30,556	\$30,556	\$30,556	\$30,556
Social Work	9	\$30,556	\$30,556	\$30,556	\$30,556
SOCIAL SCIENCES	109	\$37,661	\$35,000	\$37,395	\$40,500
Anthropology	15	\$37,833	\$33,750	\$41,666	\$41,666
Economics	14	\$42,761	\$35,165	\$41,500	\$44,750
Geography and Cartography	6	\$45,000	\$45,000	\$45,000	\$45,000
Political Science and Government	36	\$37,632	\$35,929	\$35,929	\$40,500
Sociology	37	\$34,438	\$30,555	\$36,667	\$37,395
TRANSPORTATION and MATERIALS MOVING	9	\$33,600	\$33,067	\$33,067	\$34,667
Air Transportation	9	\$33,600	\$33,067	\$33,067	\$34,667
VISUAL and PERFORMING ARTS	55	\$33,868	\$29,264	\$35,400	\$38,043
Design and Applied Arts	5	\$45,800	\$37,000	\$51,666	\$51,666
Drama/Theatre Arts and Stagecraft	4	\$30,510	\$23,520	\$32,270	\$37,500
Film/Video and Photographic Arts	16	\$34,864	\$35,833	\$35,833	\$38,043
Fine and Studio Arts	19	\$31,198	\$28,653	\$30,091	\$30,091
Music	6	\$31,933	\$25,000	\$35,400	\$35,400
HEALTH PROFESSIONS and RELATED PROGRAMS	57	\$39,749	\$25,629	\$25,629	\$56,876
Communication Disorders Sciences and Services	30	\$25,629	\$25,629	\$25,629	\$25,629
Registered Nursing	26	\$56,609	\$56,876	\$56,876	\$56,876

BACHELOR'S DEGREES | STARTING SALARY BY REGION AND MAJOR

Region/Academic Major	# of Salaries	Mean	25th Percentile	Median	75th Percentile
BUSINESS, MANAGEMENT, MARKETING, and RELATED SUPPORT SERVICES	655	\$45,808	\$41,938	\$44,621	\$47,469
Business Administration, Management and Operations	144	\$42,710	\$44,174	\$44,174	\$44,204
Accounting and Related Services	54	\$45,350	\$39,969	\$48,015	\$48,015
Business/Managerial Economics	78	\$50,414	\$41,938	\$43,127	\$55,625
Finance and Financial Management Services	74	\$43,863	\$44,621	\$44,621	\$44,621
Hospitality Administration/Management	5	\$29,324	\$29,324	\$29,324	\$29,324
Management Information Systems and Services	3	\$36,667	\$36,667	\$36,667	\$36,667
Management Sciences and Quantitative Methods (Actuarial Science)	3	\$53,333	\$50,000	\$55,000	\$55,000
Marketing	81	\$39,022	\$37,980	\$37,980	\$37,980
Construction Management	78	\$55,459	\$55,459	\$55,459	\$55,459
HISTORY	15	\$30,700	\$25,000	\$33,500	\$34,072

STARTING SALARIES BY CARNEGIE CLASSIFICATION AND MAJOR



AVERAGE SALARIES BY CARNEGIE CLASSIFICATION | DEGREES

Class	# of Salaries	25th Percentile	Median	Mean	75th Percentile
Doctoral	34,640	\$44,000	\$48,000	\$49,359	\$53,000
Master's	7,618	\$40,000	\$45,000	\$45,305	\$52,000
Baccalaureate	2,744	\$32,500	\$35,227	\$38,297	\$42,500

BACHELOR'S DEGREES | STARTING SALARY BY CARNEGIE CLASSIFICATION AND MAJOR

Carnegie Classification/Academic Major	# of Salaries	Mean	25th Percentile	Median	75th Percentile
Baccalaureate Colleges—Arts & Sciences					
NATURAL RESOURCES	4	\$22,140	\$22,094	\$22,187	\$22,187
AREA, ETHNIC, CULTURAL, GENDER and GROUP STUDIES	3	\$36,697	\$30,000	\$30,090	\$50,000
COMMUNICATION, JOURNALISM, and RELATED PROGRAMS	40	\$30,670	\$26,715	\$30,842	\$37,105
COMPUTER and INFORMATION SCIENCES and SUPPORT SERVICES	10	\$61,000	\$35,000	\$61,667	\$81,667
EDUCATION	46	\$35,689	\$34,242	\$34,242	\$35,000
ENGINEERING	5	\$37,400	\$41,250	\$41,250	\$41,250
ENGINEERING TECHNOLOGIES	4	\$57,525	\$56,700	\$56,700	\$58,350
FOREIGN LANGUAGES, LITERATURES, and LINGUISTICS	13	\$36,615	\$34,000	\$37,333	\$37,333
ENGLISH LANGUAGE and LITERATURE/ LETTERS	26	\$31,290	\$27,968	\$29,178	\$35,000
LIBERAL ARTS and SCIENCES, GENERAL STUDIES and HUMANITIES	124	\$34,441	\$30,971	\$30,971	\$37,910
BIOLOGICAL and BIOMEDICAL SCIENCES	22	\$30,518	\$22,000	\$33,075	\$35,000
MATHEMATICS and STATISTICS	14	\$44,000	\$37,500	\$40,250	\$55,000
MULTI/INTERDISCIPLINARY STUDIES	12	\$33,825	\$30,833	\$32,800	\$40,000
PARKS, RECREATION, LEISURE, and FITNESS STUDIES	9	\$35,000	\$28,333	\$35,000	\$35,000
PHILOSOPHY and RELIGIOUS STUDIES	5	\$25,400	\$15,000	\$30,000	\$35,000
PHYSICAL SCIENCES	20	\$39,354	\$32,875	\$35,000	\$45,000
PSYCHOLOGY	25	\$28,194	\$23,163	\$29,768	\$32,350
SOCIAL SCIENCES	50	\$32,586	\$29,000	\$33,182	\$35,165
VISUAL and PERFORMING ARTS	101	\$31,402	\$32,379	\$32,379	\$32,379
HEALTH PROFESSIONS and RELATED PROGRAMS	23	\$47,189	\$49,725	\$49,725	\$49,725
BUSINESS, MANAGEMENT, MARKETING, and RELATED SUPPORT SERVICES	172	\$44,203	\$41,522	\$43,583	\$49,833
HISTORY	22	\$27,592	\$23,000	\$26,750	\$34,890

BACHELOR'S DEGREES | STARTING SALARY BY CARNEGIE CLASSIFICATION AND MAJOR

Carnegie Classification/Academic Major	# of Salaries	Mean	25th Percentile	Median	75th Percentile
Baccalaureate Colleges—Diverse Fields					
NATURAL RESOURCES	3	\$31,061	\$28,184	\$32,500	\$32,500
COMMUNICATION, JOURNALISM, and RELATED PROGRAMS	19	\$34,062	\$27,000	\$34,000	\$41,000
COMPUTER and INFORMATION SCIENCES and SUPPORT SERVICES	45	\$48,087	\$39,500	\$54,000	\$56,205
EDUCATION	113	\$31,181	\$28,000	\$32,725	\$34,379
ENGINEERING	65	\$68,777	\$55,300	\$61,411	\$85,000
FOREIGN LANGUAGES, LITERATURES, and LINGUISTICS	3	\$29,720	\$28,080	\$30,540	\$30,540
FAMILY and CONSUMER SCIENCES/HUMAN SCIENCES	4	\$24,506	\$23,674	\$23,674	\$25,337
ENGLISH LANGUAGE and LITERATURE/LETTERS	16	\$30,047	\$27,875	\$30,900	\$31,666
LIBERAL ARTS and SCIENCES, GENERAL STUDIES and HUMANITIES	3	\$41,200	\$34,600	\$44,500	\$44,500
BIOLOGICAL and BIOMEDICAL SCIENCES	7	\$31,429	\$27,600	\$27,600	\$42,000
MATHEMATICS and STATISTICS	7	\$46,599	\$34,500	\$40,750	\$59,696
MULTI/INTERDISCIPLINARY STUDIES	5	\$27,043	\$21,739	\$21,739	\$30,000
PARKS, RECREATION, LEISURE, and FITNESS STUDIES	12	\$28,308	\$18,050	\$30,000	\$38,165
THEOLOGY and RELIGIOUS VOCATIONS	16	\$27,625	\$22,200	\$29,250	\$31,250
PHYSICAL SCIENCES	9	\$36,689	\$32,000	\$40,000	\$43,600
PSYCHOLOGY	41	\$29,393	\$26,554	\$27,830	\$34,250
HOMELAND SECURITY, LAW ENFORCEMENT, FIREFIGHTING and RELATED PROTECTIVE SERVICES	28	\$39,966	\$33,710	\$37,627	\$50,511
PUBLIC ADMINISTRATION and SOCIAL SERVICE PROFESSIONS	12	\$26,857	\$25,056	\$25,056	\$29,000
SOCIAL SCIENCES	9	\$34,714	\$32,000	\$36,750	\$36,750
VISUAL and PERFORMING ARTS	52	\$35,981	\$28,000	\$35,755	\$39,660
HEALTH PROFESSIONS and RELATED PROGRAMS	41	\$43,408	\$42,221	\$44,851	\$48,100
BUSINESS, MANAGEMENT, MARKETING, and RELATED SUPPORT SERVICES	185	\$41,636	\$33,146	\$38,592	\$46,200
HISTORY	4	\$24,488	\$22,488	\$22,975	\$26,488

DOCTORAL DEGREES | STARTING SALARY BY CARNEGIE CLASSIFICATION AND MAJOR

Carnegie Classification/Academic Major	# of Salaries	Mean	25th Percentile	Median	75th Percentile
Doctoral/Research Universities					
NATURAL RESOURCES	9	\$34,689	\$29,125	\$29,125	\$29,125
COMMUNICATION, JOURNALISM, and RELATED PROGRAMS	157	\$34,751	\$34,642	\$34,895	\$35,214
COMPUTER and INFORMATION SCIENCES and SUPPORT SERVICES	114	\$63,145	\$53,133	\$57,558	\$82,766
EDUCATION	110	\$34,744	\$31,879	\$33,085	\$35,000
ENGINEERING	306	\$60,182	\$55,550	\$59,217	\$64,480
ENGINEERING TECHNOLOGIES	23	\$51,804	\$47,333	\$50,750	\$60,000
FOREIGN LANGUAGES, LITERATURES, and LINGUISTICS	21	\$33,333	\$31,153	\$31,153	\$32,000
FAMILY and CONSUMER SCIENCES/ HUMAN SCIENCES	7	\$27,000	\$24,600	\$24,600	\$33,000
ENGLISH LANGUAGE and LITERATURE/ LETTERS	53	\$34,813	\$30,192	\$30,845	\$38,027
LIBERAL ARTS and SCIENCES, GENERAL STUDIES and HUMANITIES	3	\$36,400	\$26,000	\$31,200	\$52,000
BIOLOGICAL and BIOMEDICAL SCIENCES	60	\$36,040	\$31,562	\$32,768	\$35,250
MATHEMATICS and STATISTICS	40	\$51,445	\$40,560	\$52,236	\$52,236
MULTI/INTERDISCIPLINARY STUDIES	14	\$34,414	\$29,433	\$35,611	\$35,611
PARKS, RECREATION, LEISURE, and FITNESS STUDIES	31	\$31,516	\$28,461	\$29,250	\$39,200
PHILOSOPHY and RELIGIOUS STUDIES	20	\$35,900	\$32,831	\$34,062	\$40,750
PHYSICAL SCIENCES	23	\$47,590	\$35,000	\$51,428	\$51,428
PSYCHOLOGY	106	\$30,559	\$30,411	\$30,411	\$30,416
HOMELAND SECURITY, LAW ENFORCEMENT, FIREFIGHTING and RELATED PROTECTIVE SERVICES	23	\$40,853	\$40,744	\$40,744	\$40,744
PUBLIC ADMINISTRATION and SOCIAL SERVICE PROFESSIONS	8	\$33,334	\$31,042	\$33,334	\$35,625
SOCIAL SCIENCES	92	\$36,186	\$32,678	\$36,250	\$40,420
TRANSPORTATION and MATERIALS MOVING	6	\$39,609	\$36,289	\$36,289	\$46,250
VISUAL and PERFORMING ARTS	79	\$35,031	\$31,984	\$31,984	\$38,000
HEALTH PROFESSIONS and RELATED PROGRAMS	107	\$43,874	\$37,667	\$46,488	\$48,743
BUSINESS, MANAGEMENT, MARKETING, and RELATED SUPPORT SERVICES	892	\$46,567	\$42,131	\$46,708	\$50,244
HISTORY	12	\$32,000	\$28,250	\$29,125	\$38,125

MASTER'S DEGREES | STARTING SALARY BY CARNEGIE CLASSIFICATION AND MAJOR

Carnegie Classification/Academic Major	# of Salaries	Mean	25th Percentile	Median	75th Percentile
Master's Colleges and Universities (larger programs)					
AGRICULTURE	81	\$43,564	\$41,227	\$44,928	\$46,000
NATURAL RESOURCES	11	\$36,619	\$30,000	\$30,267	\$47,171
AREA, ETHNIC, CULTURAL, GENDER and GROUP STUDIES	5	\$44,500	\$40,000	\$40,000	\$45,000
COMMUNICATION, JOURNALISM, and RELATED PROGRAMS	256	\$38,283	\$36,739	\$40,595	\$40,595
COMPUTER and INFORMATION SCIENCES and SUPPORT SERVICES	158	\$61,892	\$57,000	\$61,400	\$63,000
EDUCATION	155	\$35,293	\$30,634	\$33,925	\$36,158
ENGINEERING	373	\$60,215	\$55,867	\$61,163	\$62,370
ENGINEERING TECHNOLOGIES	165	\$52,443	\$52,580	\$52,580	\$57,891
FOREIGN LANGUAGES, LITERATURES, and LINGUISTICS	9	\$30,789	\$25,000	\$32,000	\$33,000
FAMILY and CONSUMER SCIENCES/HUMAN SCIENCES	41	\$33,286	\$29,822	\$29,822	\$37,500
ENGLISH LANGUAGE and LITERATURE/LETTERS	28	\$31,170	\$26,583	\$32,375	\$35,000
LIBERAL ARTS and SCIENCES, GENERAL STUDIES and HUMANITIES	72	\$40,192	\$34,249	\$34,249	\$47,286
BIOLOGICAL and BIOMEDICAL SCIENCES	40	\$37,818	\$35,000	\$38,500	\$41,000
MATHEMATICS and STATISTICS	124	\$45,466	\$44,017	\$44,017	\$44,017
MULTI/INTERDISCIPLINARY STUDIES	175	\$40,640	\$37,363	\$37,363	\$38,120
PARKS, RECREATION, LEISURE, and FITNESS STUDIES	53	\$31,910	\$31,666	\$31,993	\$32,333
PHILOSOPHY and RELIGIOUS STUDIES	6	\$23,747	\$20,000	\$23,500	\$25,480
THEOLOGY and RELIGIOUS VOCATIONS	3	\$30,000	\$27,500	\$27,500	\$35,000
PHYSICAL SCIENCES	19	\$44,447	\$34,000	\$39,000	\$55,000
PSYCHOLOGY	53	\$29,848	\$26,188	\$27,974	\$31,000
HOMELAND SECURITY, LAW ENFORCEMENT, FIREFIGHTING and RELATED PROTECTIVE SERVICES	45	\$54,112	\$32,500	\$67,200	\$70,600
PUBLIC ADMINISTRATION and SOCIAL SERVICE PROFESSIONS	8	\$28,239	\$24,810	\$26,667	\$31,000
SOCIAL SCIENCES	75	\$37,652	\$32,920	\$35,000	\$41,500
VISUAL and PERFORMING ARTS	342	\$39,157	\$31,429	\$37,311	\$44,263
HEALTH PROFESSIONS and RELATED PROGRAMS	292	\$47,156	\$42,008	\$44,837	\$56,152
BUSINESS, MANAGEMENT, MARKETING, and RELATED SUPPORT SERVICES	1,428	\$48,123	\$43,734	\$47,660	\$54,133
HISTORY	13	\$32,728	\$29,500	\$35,360	\$40,000

MASTER'S DEGREES | STARTING SALARY BY CARNEGIE CLASSIFICATION AND MAJOR

Carnegie Classification/Academic Major	# of Salaries	Mean	25th Percentile	Median	75th Percentile
Master's Colleges and Universities (medium programs)					
NATURAL RESOURCES	15	\$34,500	\$27,500	\$39,318	\$39,318
ARCHITECTURE and RELATED SERVICES	24	\$40,291	\$40,095	\$40,095	\$40,095
COMMUNICATION, JOURNALISM, and RELATED PROGRAMS	28	\$35,036	\$33,333	\$34,643	\$34,643
COMPUTER and INFORMATION SCIENCES and SUPPORT SERVICES	23	\$48,065	\$47,833	\$47,833	\$53,000
EDUCATION	48	\$36,042	\$33,421	\$34,231	\$35,000
ENGINEERING	6	\$51,000	\$49,625	\$49,625	\$49,625
ENGLISH LANGUAGE and LITERATURE/ LETTERS	17	\$33,207	\$35,000	\$35,000	\$35,000
LIBERAL ARTS and SCIENCES, GENERAL STUDIES and HUMANITIES	15	\$51,933	\$54,214	\$54,214	\$54,214
BIOLOGICAL and BIOMEDICAL SCIENCES	29	\$27,631	\$28,438	\$28,438	\$28,438
MATHEMATICS and STATISTICS	11	\$45,909	\$45,500	\$45,500	\$47,500
MULTI/INTERDISCIPLINARY STUDIES	23	\$34,765	\$31,067	\$31,067	\$32,000
PHYSICAL SCIENCES	11	\$43,818	\$40,000	\$49,286	\$49,286
PSYCHOLOGY	33	\$34,233	\$33,864	\$33,864	\$33,864
HOMELAND SECURITY, LAW ENFORCEMENT, FIREFIGHTING and RELATED PROTECTIVE SERVICES	25	\$38,700	\$38,700	\$38,700	\$38,700
PUBLIC ADMINISTRATION and SOCIAL SERVICE PROFESSIONS	24	\$37,143	\$29,847	\$40,147	\$40,147
SOCIAL SCIENCES	24	\$31,600	\$26,000	\$33,333	\$33,750
VISUAL and PERFORMING ARTS	25	\$29,280	\$12,143	\$30,833	\$34,000
HEALTH PROFESSIONS and RELATED PROGRAMS	84	\$47,039	\$31,563	\$47,000	\$62,500
BUSINESS, MANAGEMENT, MARKETING, and RELATED SUPPORT SERVICES	221	\$43,395	\$38,250	\$43,982	\$48,118
HISTORY	6	\$30,417	\$29,500	\$29,500	\$29,500

MASTER'S DEGREES | STARTING SALARY BY CARNEGIE CLASSIFICATION AND MAJOR

Carnegie Classification/Academic Major	# of Salaries	Mean	25th Percentile	Median	75th Percentile
Master's Colleges and Universities (smaller programs)					
FAMILY and CONSUMER SCIENCES/ HUMAN SCIENCES	23	\$30,000	\$30,000	\$30,000	\$30,000
ENGLISH LANGUAGE and LITERATURE/ LETTERS	4	\$31,667	\$31,667	\$31,667	\$31,667
PSYCHOLOGY	14	\$26,500	\$26,500	\$26,500	\$26,500
BUSINESS, MANAGEMENT, MARKETING, and RELATED SUPPORT SERVICES	127	\$42,593	\$42,561	\$42,561	\$45,000

BACHELOR'S DEGREES | STARTING SALARY BY CARNEGIE CLASSIFICATION AND MAJOR

Carnegie Classification/Academic Major	# of Salaries	Mean	25th Percentile	Median	75th Percentile
Research Universities (high research activity)					
AGRICULTURE	99	\$38,398	\$37,175	\$37,339	\$41,536
NATURAL RESOURCES	9	\$34,378	\$31,500	\$42,280	\$42,280
ARCHITECTURE and RELATED SERVICES	31	\$40,992	\$40,000	\$40,000	\$41,250
AREA, ETHNIC, CULTURAL, GENDER and GROUP STUDIES	19	\$31,459	\$31,100	\$33,250	\$36,000
COMMUNICATION, JOURNALISM, and RELATED PROGRAMS	176	\$36,121	\$29,575	\$38,336	\$38,336
COMPUTER and INFORMATION SCIENCES and SUPPORT SERVICES	186	\$63,513	\$60,306	\$65,321	\$65,994
EDUCATION	210	\$33,780	\$32,222	\$33,747	\$35,616
ENGINEERING	1,406	\$64,168	\$59,922	\$63,749	\$67,709
ENGINEERING TECHNOLOGIES	94	\$57,367	\$52,993	\$56,667	\$61,096
FOREIGN LANGUAGES, LITERATURES, and LINGUISTICS	12	\$37,413	\$29,000	\$37,830	\$45,660
FAMILY and CONSUMER SCIENCES/ HUMAN SCIENCES	37	\$34,870	\$31,116	\$31,116	\$39,777
ENGLISH LANGUAGE and LITERATURE/ LETTERS	68	\$36,951	\$32,366	\$38,083	\$40,057
LIBERAL ARTS and SCIENCES, GENERAL STUDIES and HUMANITIES	93	\$39,447	\$39,451	\$39,451	\$39,451
BIOLOGICAL and BIOMEDICAL SCIENCES	93	\$33,372	\$28,714	\$31,270	\$38,333
MATHEMATICS and STATISTICS	37	\$54,194	\$37,671	\$61,063	\$67,056
MULTI/INTERDISCIPLINARY STUDIES	64	\$36,386	\$27,257	\$37,460	\$45,180

BACHELOR'S DEGREES | STARTING SALARY BY CARNEGIE CLASSIFICATION AND MAJOR

Carnegie Classification/Academic Major	# of Salaries	Mean	25th Percentile	Median	75th Percentile
Research Universities (high research activity) (continued)					
PARKS, RECREATION, LEISURE, and FITNESS STUDIES	17	\$39,681	\$43,500	\$43,707	\$43,707
PHILOSOPHY and RELIGIOUS STUDIES	12	\$43,225	\$39,887	\$46,774	\$47,920
PHYSICAL SCIENCES	60	\$53,682	\$43,991	\$54,167	\$57,599
PSYCHOLOGY	105	\$35,305	\$29,369	\$32,418	\$41,124
HOMELAND SECURITY, LAW ENFORCEMENT, FIREFIGHTING and RELATED PROTECTIVE SERVICES	45	\$54,794	\$34,267	\$63,384	\$63,384
PUBLIC ADMINISTRATION and SOCIAL SERVICE PROFESSIONS	17	\$31,114	\$27,200	\$30,000	\$30,000
SOCIAL SCIENCES	182	\$40,949	\$35,910	\$41,333	\$46,302
TRANSPORTATION and MATERIALS MOVING	9	\$33,600	\$33,067	\$33,067	\$34,667
VISUAL and PERFORMING ARTS	70	\$33,759	\$30,091	\$32,267	\$38,000
HEALTH PROFESSIONS and RELATED PROGRAMS	167	\$42,282	\$33,310	\$46,883	\$54,319
BUSINESS, MANAGEMENT, MARKETING, and RELATED SUPPORT SERVICES	1,267	\$51,056	\$43,513	\$49,000	\$55,153
HISTORY	30	\$42,998	\$43,981	\$43,981	\$47,125

BACHELOR'S DEGREES | STARTING SALARY BY CARNEGIE CLASSIFICATION AND MAJOR

Carnegie Classification/Academic Major	# of Salaries	Mean	25th Percentile	Median	75th Percentile
Research Universities (very high research activity)					
AGRICULTURE	229	\$35,510	\$32,642	\$32,642	\$39,500
NATURAL RESOURCES	86	\$35,593	\$31,520	\$34,296	\$37,700
ARCHITECTURE and RELATED SERVICES	45	\$40,614	\$39,600	\$44,083	\$44,850
AREA, ETHNIC, CULTURAL, GENDER and GROUP STUDIES	45	\$35,175	\$28,333	\$37,074	\$37,074
COMMUNICATION, JOURNALISM, and RELATED PROGRAMS	608	\$35,792	\$31,979	\$34,520	\$40,784
COMPUTER and INFORMATION SCIENCES and SUPPORT SERVICES	433	\$62,699	\$52,800	\$65,000	\$69,667
EDUCATION	294	\$35,337	\$33,865	\$34,219	\$38,012
ENGINEERING	3,236	\$66,156	\$59,907	\$65,672	\$71,484
ENGINEERING TECHNOLOGIES	116	\$63,987	\$56,001	\$58,000	\$78,382
FOREIGN LANGUAGES, LITERATURES, and LINGUISTICS	78	\$33,223	\$25,000	\$35,250	\$38,506
FAMILY and CONSUMER SCIENCES/ HUMAN SCIENCES	143	\$34,533	\$34,698	\$35,042	\$37,352
ENGLISH LANGUAGE and LITERATURE/ LETTERS	133	\$32,835	\$29,285	\$35,447	\$37,362
LIBERAL ARTS and SCIENCES, GENERAL STUDIES and HUMANITIES	1,461	\$42,326	\$36,279	\$36,806	\$50,872
BIOLOGICAL and BIOMEDICAL SCIENCES	286	\$32,807	\$28,750	\$32,845	\$36,458
MATHEMATICS and STATISTICS	133	\$61,697	\$42,888	\$56,167	\$93,917
MULTI/INTERDISCIPLINARY STUDIES	237	\$41,368	\$34,523	\$45,346	\$45,346
PARKS, RECREATION, LEISURE, and FITNESS STUDIES	116	\$33,002	\$29,000	\$33,276	\$37,338
PHILOSOPHY and RELIGIOUS STUDIES	29	\$39,069	\$25,000	\$35,200	\$48,083
PHYSICAL SCIENCES	186	\$63,617	\$52,340	\$76,608	\$76,608
PSYCHOLOGY	396	\$34,679	\$29,090	\$37,259	\$37,259
HOMELAND SECURITY, LAW ENFORCEMENT, FIREFIGHTING and RELATED PROTECTIVE SERVICES	181	\$43,376	\$38,683	\$46,271	\$46,271
PUBLIC ADMINISTRATION and SOCIAL SERVICE PROFESSIONS	84	\$34,077	\$30,556	\$32,637	\$37,000
SOCIAL SCIENCES	844	\$44,053	\$38,603	\$43,388	\$46,669
TRANSPORTATION and MATERIALS MOVING	29	\$36,717	\$33,418	\$33,773	\$40,695
VISUAL and PERFORMING ARTS	257	\$36,055	\$32,000	\$38,878	\$40,400

BACHELOR'S DEGREES | STARTING SALARY BY CARNEGIE CLASSIFICATION AND MAJOR

Carnegie Classification/Academic Major	# of Salaries	Mean	25th Percentile	Median	75th Percentile
Research Universities (very high research activity) (continued)					
HEALTH PROFESSIONS and RELATED PROGRAMS	701	\$50,017	\$38,440	\$46,172	\$59,667
BUSINESS, MANAGEMENT, MARKETING, and RELATED SUPPORT SERVICES	3,715	\$52,100	\$44,204	\$52,656	\$55,459
HISTORY	109	\$40,131	\$38,025	\$39,267	\$48,971

BACHELOR'S DEGREES | STARTING SALARY BY CARNEGIE CLASSIFICATION AND MAJOR

Carnegie Classification/Academic Major	# of Salaries	Mean	25th Percentile	Median	75th Percentile
Schools of Engineering					
COMPUTER and INFORMATION SCIENCES and SUPPORT SERVICES	25	\$80,052	\$83,300	\$83,300	\$83,300
ENGINEERING	234	\$65,216	\$64,152	\$64,152	\$66,779
ENGINEERING TECHNOLOGIES	4	\$67,625	\$67,625	\$67,625	\$67,625
MATHEMATICS and STATISTICS	3	\$64,333	\$64,333	\$64,333	\$64,333

APPENDIX

RESPONDENTS BY REGION

Region	# of Respondents	% of Respondents
New England	8	8.3%
Mid-Atlantic	21	21.9%
Great Lakes	23	24.0%
Plains	12	12.5%
Southeast	13	13.5%
Southwest	9	9.4%
Far West/Rocky Mountain	10	10.5%

RESPONDENTS BY CARNEGIE CLASSIFICATION

Carnegie Classification	# of Respondents	% of Respondents
Baccalaureate Colleges – Arts & Sciences	9	9.4%
Baccalaureate Colleges – Diverse Fields	11	11.5%
Doctoral/Research Universities	6	6.3%
Master’s Colleges and Universities (larger programs)	24	25.0%
Master’s Colleges and Universities (medium programs)	4	4.2%
Master’s Colleges and Universities (smaller programs)	1	1.0%
Research Universities (high research activity)	12	12.5%
Research Universities (very high research activity)	27	28.1%
Schools of Engineering	2	2.1%

PARTICIPATING INSTITUTIONS

Below is a list of the institutions that supplied salary data that was used in the NACE *Spring 2015 Salary Survey*. Although more than 140 schools provided overall salary data for the *NACE First-Destination Survey*, the list below includes only the 96 schools that provided salary data by specific program or major.

Arizona State University	Midwestern State University	The University of Alabama
Augsburg College	Missouri University of Science & Technology	The University of Alabama at Birmingham
Baldwin Wallace College	Monmouth College	The University of North Carolina at Chapel Hill
Belmont University	Montana Tech of the University of Montana	The University of Tennessee
Bentley University	New York University	The University of Texas at Austin
Boston University	Northeastern State University	Tufts University
Butler University	Northwestern College	Tusculum College
California State University-Chico	Ohio Dominican University	University of California, Riverside
Case Western Reserve University	Ohio State University - Engineering	University of California, Santa Barbara
Cedarville University	Oklahoma State University	University of Dayton
Central Methodist University	Plattsburgh State - SUNY	University of Detroit, Mercy
Champlain College	Purdue University	University of Florida
Chatham University	Radford University	University of Houston - C.T. Bauer College of Business
Colorado School of Mines	Reed College	University of Maryland - College Park
Colorado State University	Robert Morris University	University of Massachusetts Lowell
DePaul University	Rochester Institute of Technology	University of Minnesota
Eastern Illinois University	Rose-Hulman Institute of Technology	University of Missouri - St. Louis
Fontbonne University	Rutgers University-New Brunswick	University of Oklahoma
Fordham University	Saint John Fisher College	University of Pennsylvania
Geneva College	Seattle University	University of South Carolina
George Washington University	Seton Hill University	University of St. Thomas - St. Paul Campus
Grace College and Theological Seminary	Shawnee State University	University of Wisconsin-Stout
Hampden-Sydney College	Simmons College	Utah State University
Hofstra University	South Dakota School of Mines & Technology	Vassar College
Illinois Institute of Technology	St. Joseph's University	Villanova University
Illinois Wesleyan University	St. Mary's University	Virginia Polytechnic Institute and State University
Indiana State University	SUNY at Binghamton	Webster University
Iowa State University - College of Business - Undergraduate	SUNY at Purchase College	Woodbury University
Kalamazoo College	Susquehanna University	Worcester Polytechnic Institute
Louisiana State University	Texas Lutheran University	Xavier University
Manchester University	The College of William & Mary - Career Center	
Massachusetts Institute of Technology	The Richard Stockton College of New Jersey	
Mayville State University		
McKendree University		

SALARY SURVEY
62 Highland Avenue
Bethlehem, PA 18017

